


# **LATTICE & SLAT FX COLORBOND® FENCING**

---



COLOURSMART LATTICE INSERT PANEL  
(2400 x 1800mm SHOWN)

# OXWORKS®

## STANDARDS

- **AS1397** Formability & Structural Grades of Steel:
  - Posts & Rails 0.8mm / Infill Sheets 0.35mm Base Metal Thickness (BMT)
- **AS2728** Coated Mass & Paint Film Thickness

## LATTICE INSERT

- 0.55mm Galvanised Steel Sheet punched, folded and powder coated
- 5mm Pre-Drilled fixing holes top and bottom

## COLORBOND® LATTICE INSERT PANELS

2400mm wide Panel consists of:

- 3 x Overlapped Sheets (835mm Wide)
- 2 x CS Channel Posts
- 3 x 2400mm CS Rails
- 1 x 2390mm Punched Lattice Sheet

3180mm wide Panel consists of:

- 4 x Overlapped Sheets (835mm Wide)
- 2 x CS Channel Posts
- 3 x 3180mm CS Rails
- 1 x 3170mm Punched Lattice Sheet

## COLORBOND® LATTICE INSERT GATES

Single Gates are 930mm Wide:

- 1 x Infill Sheets;
- 2 x Breezeway Gate Stile;
- 3 x 830mm CS Rail;
- 1 x 820mm Punched Lattice Sheet

Double Gates are 1720mm Wide per Leaf:

- 2 x Infill Sheets;
- 2 x Breezeway Gate Stile;
- 3 x 1620mm CS Rail;
- 1 x 1610mm Punched Lattice Sheet

Available in 22 Colorbond® Steel Fencing colours, guaranteed to meet AS2728.



**Colorbond®**

TITLE: **COLOURSMART LATTICE  
TYPICAL CONFIGURATION  
(2400 X 1800MM PANEL SHOWN)**

CONTACT: [sales@oxworks.com.au](mailto:sales@oxworks.com.au)

[oxworks.com.au](http://oxworks.com.au) 📞 1300 336 237

## STANDARDS

- **AS1397** Formability & Structural Grades of Steel:
  - Posts & Rails 0.8mm / Infill Sheets 0.35mm Base Metal Thickness (BMT)
- **AS2728** Coated Mass & Paint Film Thickness

## LATTICE INSERT

- 0.55mm Galvanised Steel Sheet punched, folded and powder coated
- 5mm Pre-Drilled fixing holes top and bottom

## COLORBOND® LATTICE INSERT PANELS

2400mm wide Panel consists of:

- 3 x Overlapped Sheets (835mm Wide)
- 2 x CS Channel Posts
- 3 x 2400mm CS Rails
- 1 x 2390mm Punched Lattice Sheet

3180mm wide Panel consists of:

- 4 x Overlapped Sheets (835mm Wide)
- 2 x CS Channel Posts
- 3 x 3180mm CS Rails
- 1 x 3170mm Punched Lattice Sheet

## COLORBOND® LATTICE INSERT GATES

Single Gates are 930mm Wide:

- 1 x Infill Sheets;
- 2 x Breezeway Gate Stile;
- 3 x 830mm CS Rail;
- 1 x 820mm Punched Lattice Sheet

Double Gates are 1720mm Wide per Leaf:

- 2 x Infill Sheets;
- 2 x Breezeway Gate Stile;
- 3 x 1620mm CS Rail;
- 1 x 1610mm Punched Lattice Sheet

Available in 22 Colorbond® Steel Fencing colours, guaranteed to meet AS2728.

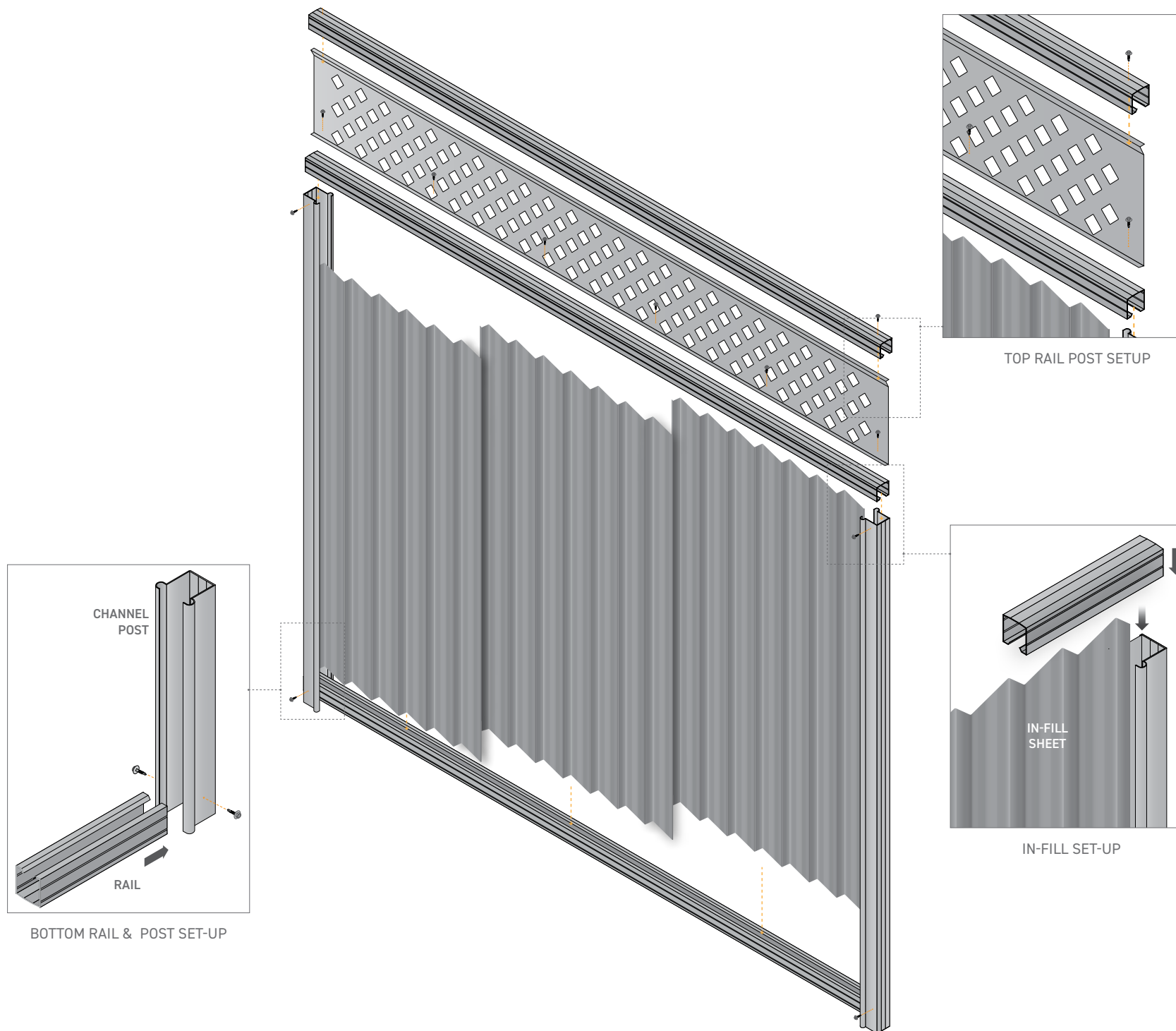


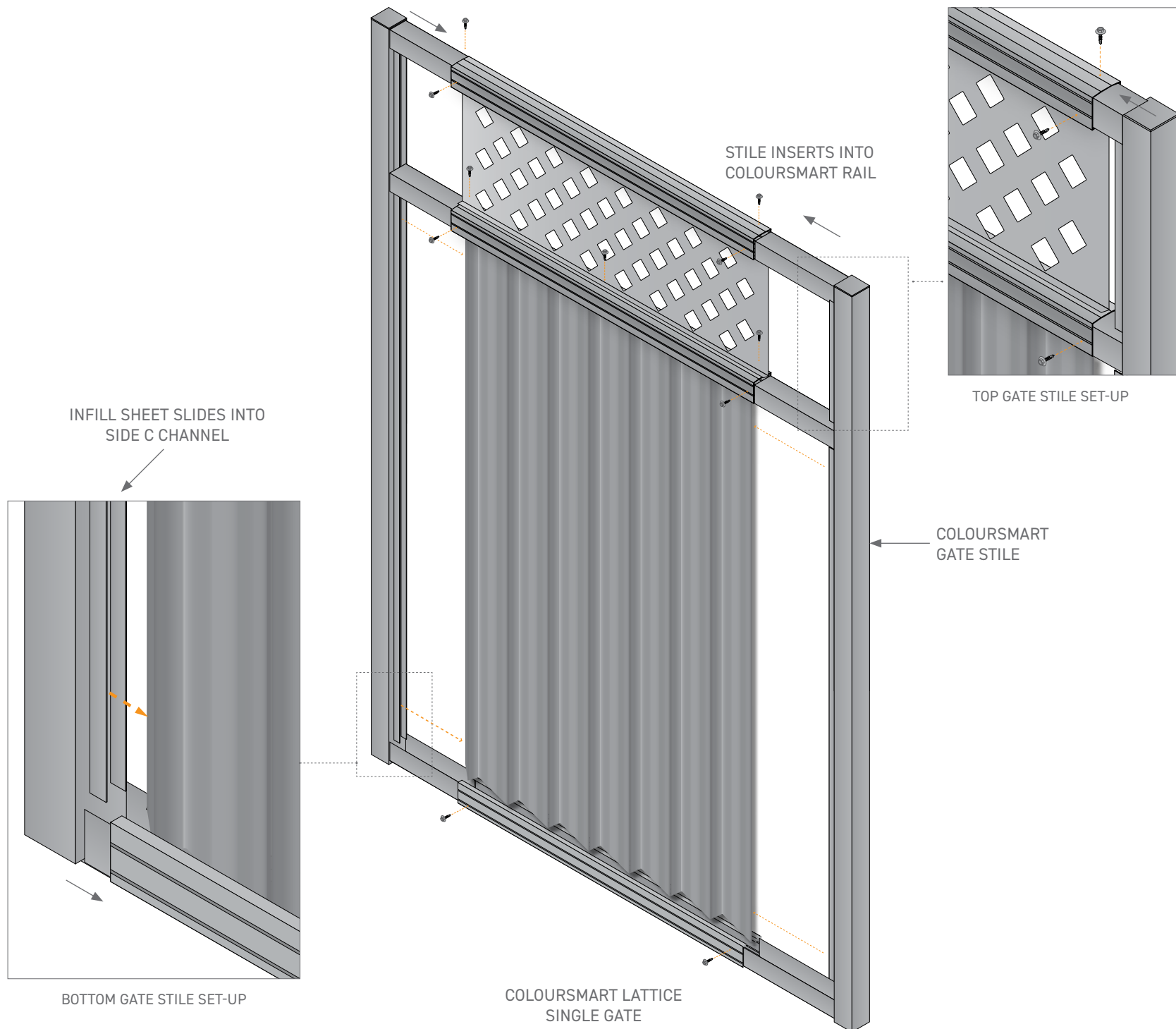
**Colorbond®**

TITLE: **COLOURSMART LATTICE UNASSEMBLED CONFIGURATION**

CONTACT: [sales@oxworks.com.au](mailto:sales@oxworks.com.au)

[oxworks.com.au](http://oxworks.com.au) ☎ 1300 336 237





# OXWORKS®

## STANDARDS

- **AS1397** Formability & Structural Grades of Steel:
  - Posts & Rails 0.8mm / Infill Sheets 0.35mm Base Metal Thickness (BMT)
- **AS2728** Coated Mass & Paint Film Thickness

## LATTICE INSERT

- 0.55mm Galvanised Steel Sheet punched, folded and powder coated
- 5mm Pre-Drilled fixing holes top and bottom

## COLORBOND® LATTICE INSERT PANELS

2400mm wide Panel consists of:

- 3 x Overlapped Sheets (835mm Wide)
- 2 x CS Channel Posts
- 3 x 2400mm CS Rails
- 1 x 2390mm Punched Lattice Sheet

3180mm wide Panel consists of:

- 4 x Overlapped Sheets (835mm Wide)
- 2 x CS Channel Posts
- 3 x 3180mm CS Rails
- 1 x 3170mm Punched Lattice Sheet

## COLORBOND® LATTICE INSERT GATES

Single Gates are 930mm Wide:

- 1 x Infill Sheets;
- 2 x Breezeway Gate Stile;
- 3 x 830mm CS Rail;
- 1 x 820mm Punched Lattice Sheet

Double Gates are 1720mm Wide per Leaf:

- 2 x Infill Sheets;
- 2 x Breezeway Gate Stile;
- 3 x 1620mm CS Rail;
- 1 x 1610mm Punched Lattice Sheet

Available in 22 Colorbond® Steel Fencing colours, guaranteed to meet AS2728.

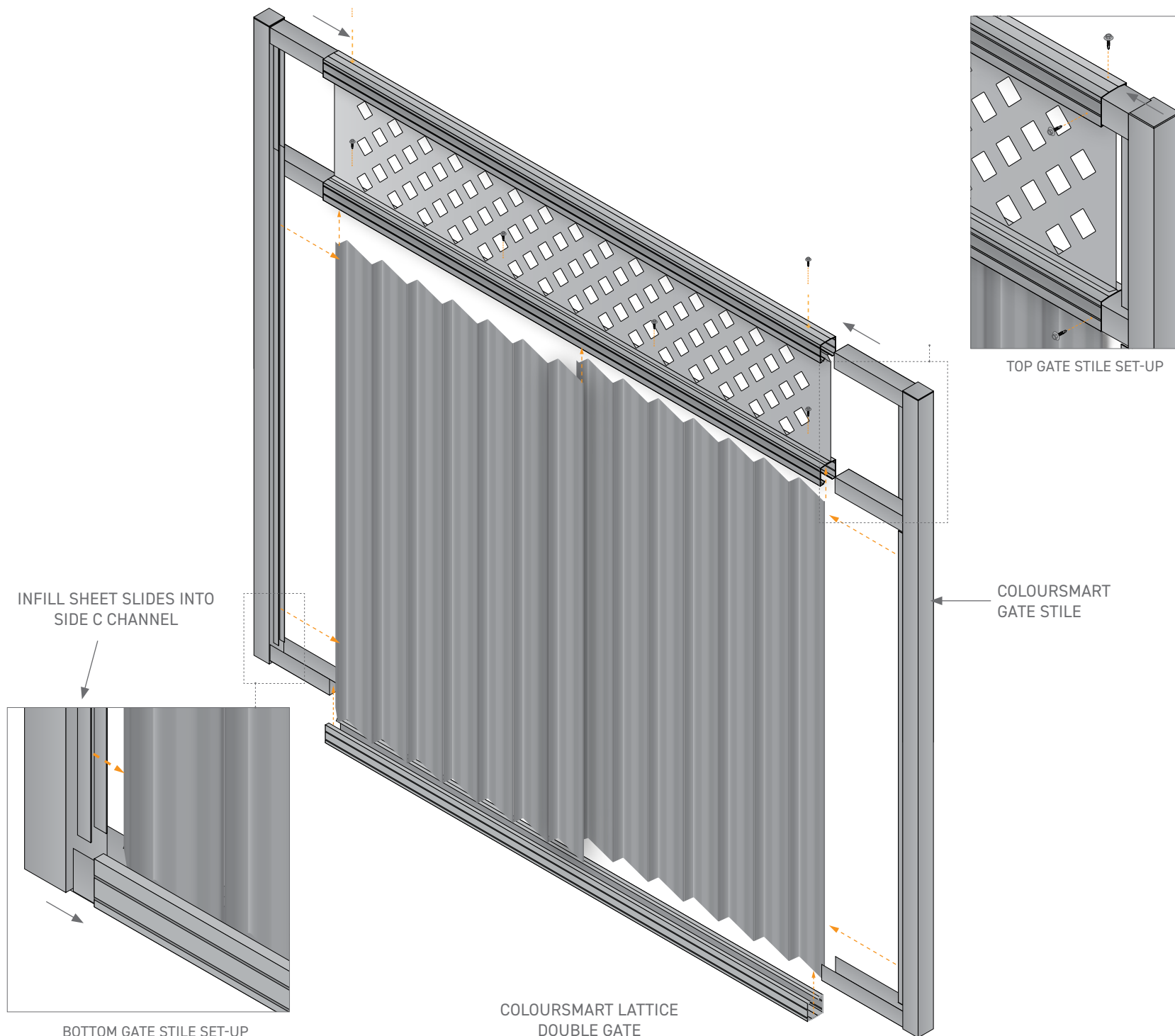


**Colorbond®**

TITLE: **COLOURSMART LATTICE  
SINGLE GATE UNASSEMBLED**

CONTACT: [sales@oxworks.com.au](mailto:sales@oxworks.com.au)

[oxworks.com.au](http://oxworks.com.au) ☎ 1300 336 237



# OXWORKS®

## STANDARDS

- **AS1397** Formability & Structural Grades of Steel:
  - Posts & Rails 0.8mm / Infill Sheets 0.35mm Base Metal Thickness (BMT)
- **AS2728** Coated Mass & Paint Film Thickness

## LATTICE INSERT

- 0.55mm Galvanised Steel Sheet punched, folded and powder coated
- 5mm Pre-Drilled fixing holes top and bottom

## COLORBOND® LATTICE INSERT PANELS

2400mm wide Panel consists of:

- 3 x Overlapped Sheets (835mm Wide)
- 2 x CS Channel Posts
- 3 x 2400mm CS Rails
- 1 x 2390mm Punched Lattice Sheet

3180mm wide Panel consists of:

- 4 x Overlapped Sheets (835mm Wide)
- 2 x CS Channel Posts
- 3 x 3180mm CS Rails
- 1 x 3170mm Punched Lattice Sheet

## COLORBOND® LATTICE INSERT GATES

Single Gates are 930mm Wide:

- 1 x Infill Sheets;
- 2 x Breezeway Gate Stile;
- 3 x 830mm CS Rail;
- 1 x 820mm Punched Lattice Sheet

Double Gates are 1720mm Wide per Leaf:

- 2 x Infill Sheets;
- 2 x Breezeway Gate Stile;
- 3 x 1620mm CS Rail;
- 1 x 1610mm Punched Lattice Sheet

Available in 22 Colorbond® Steel Fencing colours, guaranteed to meet AS2728.




**Colorbond®**

TITLE: **COLOURSMART LATTICE DOUBLE GATE UNASSEMBLED**

CONTACT: [sales@oxworks.com.au](mailto:sales@oxworks.com.au)

[oxworks.com.au](http://oxworks.com.au) ☎ 1300 336 237



COLOURSMART SLAT FX PANEL  
(2400 x 1800mm SHOWN)

## STANDARDS

- **AS1397** Formability & Structural Grades of Steel:
  - Posts & Rails 0.8mm / Infill Sheets 0.35mm Base Metal Thickness (BMT)
- **AS2728** Coated Mass & Paint Film Thickness

## SLAT FX INSERT

- 0.55mm Galvanised Steel Sheet punched, folded and powder coated
- 5mm Pre-Drilled fixing holes top and bottom

## COLORBOND® SLAT FX INSERT PANELS

2400mm wide Panel consists of:

- 3 x Overlapped Sheets (835mm Wide)
- 2 x CS Channel Posts
- 3 x 2400mm CS Rails
- 1 x 2390mm Punched Slat FX Sheet

3180mm wide Panel consists of:

- 4 x Overlapped Sheets (835mm Wide)
- 2 x CS Channel Posts
- 3 x 3180mm CS Rails
- 1 x 3170mm Punched Slat FX Sheet

## COLORBOND® SLAT FX INSERT GATES

Single Gates are 930mm Wide:

- 1 x Infill Sheets;
- 2 x Breezeway Gate Stile;
- 3 x 830mm CS Rail;
- 1 x 820mm Punched Slat FX Sheet

Double Gates are 1720mm Wide per Leaf:

- 2 x Infill Sheets;
- 2 x Breezeway Gate Stile;
- 3 x 1620mm CS Rail;
- 1 x 1610mm Punched Slat FX Sheet

Available in 22 Colorbond® Steel Fencing colours, guaranteed to meet AS2728.



**Colorbond®**

TITLE: **COLOURSMART SLAT FX**  
TYPICAL CONFIGURATION  
(2400 X 1800MM PANEL SHOWN)

CONTACT: [sales@oxworks.com.au](mailto:sales@oxworks.com.au)

[oxworks.com.au](http://oxworks.com.au) ☎ 1300 336 237



## STANDARDS

- AS1397 Formability & Structural Grades of Steel:
  - Posts & Rails 0.8mm / Infill Sheets 0.35mm Base Metal Thickness (BMT)
- AS2728 Coated Mass & Paint Film Thickness

## SLAT FX INSERT

- 0.55mm Galvanised Steel Sheet punched, folded and powder coated
- 5mm Pre-Drilled fixing holes top and bottom

## COLORBOND® SLAT FX INSERT PANELS

2400mm wide Panel consists of:

- 3 x Overlapped Sheets (835mm Wide)
- 2 x CS Channel Posts
- 3 x 2400mm CS Rails
- 1 x 2390mm Punched Slat FX Sheet

3180mm wide Panel consists of:

- 4 x Overlapped Sheets (835mm Wide)
- 2 x CS Channel Posts
- 3 x 3180mm CS Rails
- 1 x 3170mm Punched Slat FX Sheet

## COLORBOND® SLAT FX INSERT GATES

Single Gates are 930mm Wide:

- 1 x Infill Sheets;
- 2 x Breezeway Gate Stile;
- 3 x 830mm CS Rail;
- 1 x 820mm Punched Slat FX Sheet

Double Gates are 1720mm Wide per Leaf:

- 2 x Infill Sheets;
- 2 x Breezeway Gate Stile;
- 3 x 1620mm CS Rail;
- 1 x 1610mm Punched Slat FX Sheet

Available in 22 Colorbond® Steel Fencing colours, guaranteed to meet AS2728.

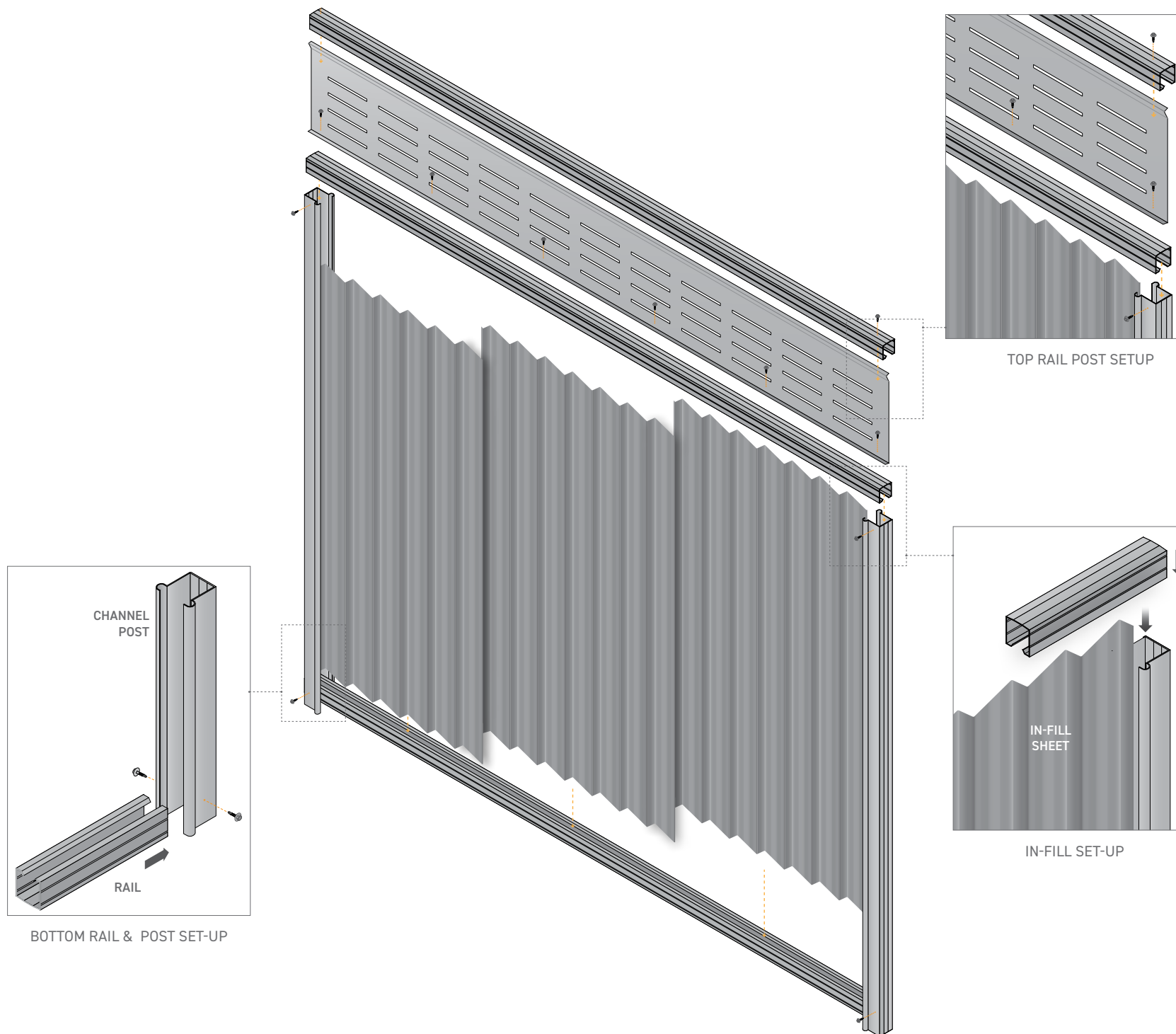


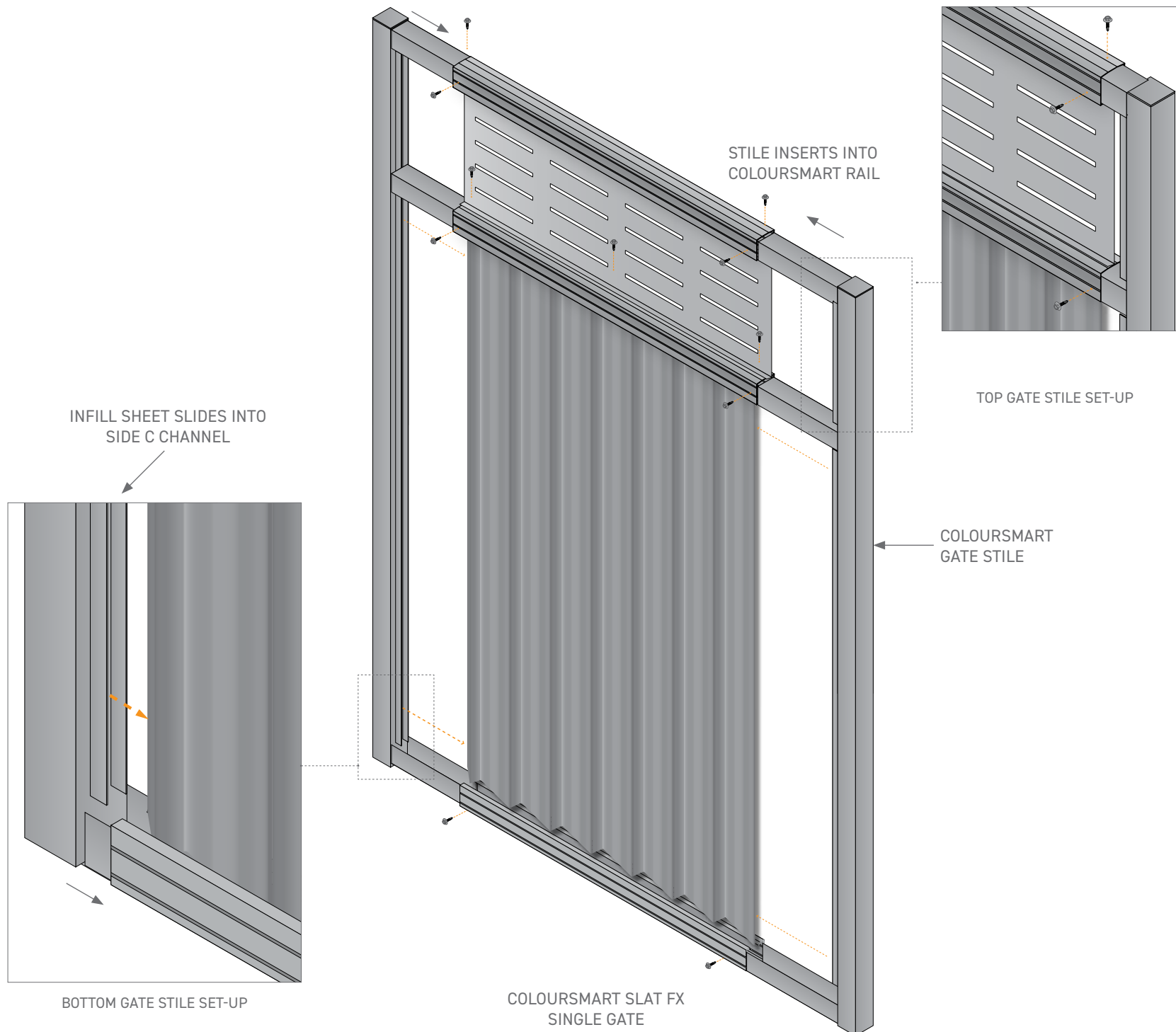
**Colorbond®**

TITLE: **COLOURSMART SLAT FX UNASSEMBLED CONFIGURATION**

CONTACT: [sales@oxworks.com.au](mailto:sales@oxworks.com.au)

[oxworks.com.au](http://oxworks.com.au) ☎ 1300 336 237





# OXWORKS®

## STANDARDS

- **AS1397** Formability & Structural Grades of Steel:
  - Posts & Rails 0.8mm / Infill Sheets 0.35mm Base Metal Thickness (BMT)
- **AS2728** Coated Mass & Paint Film Thickness

## SLAT FX INSERT

- 0.55mm Galvanised Steel Sheet punched, folded and powder coated
- 5mm Pre-Drilled fixing holes top and bottom

## COLORBOND® SLAT FX INSERT PANELS

2400mm wide Panel consists of:

- 3 x Overlapped Sheets (835mm Wide)
- 2 x CS Channel Posts
- 3 x 2400mm CS Rails
- 1 x 2390mm Punched Slat FX Sheet

3180mm wide Panel consists of:

- 4 x Overlapped Sheets (835mm Wide)
- 2 x CS Channel Posts
- 3 x 3180mm CS Rails
- 1 x 3170mm Punched Slat FX Sheet

## COLORBOND® SLAT FX INSERT GATES

Single Gates are 930mm Wide:

- 1 x Infill Sheets;
- 2 x Breezeway Gate Stile;
- 3 x 830mm CS Rail;
- 1 x 820mm Punched Slat FX Sheet

Double Gates are 1720mm Wide per Leaf:

- 2 x Infill Sheets;
- 2 x Breezeway Gate Stile;
- 3 x 1620mm CS Rail;
- 1 x 1610mm Punched Slat FX Sheet

Available in 22 Colorbond® Steel Fencing colours, guaranteed to meet AS2728.



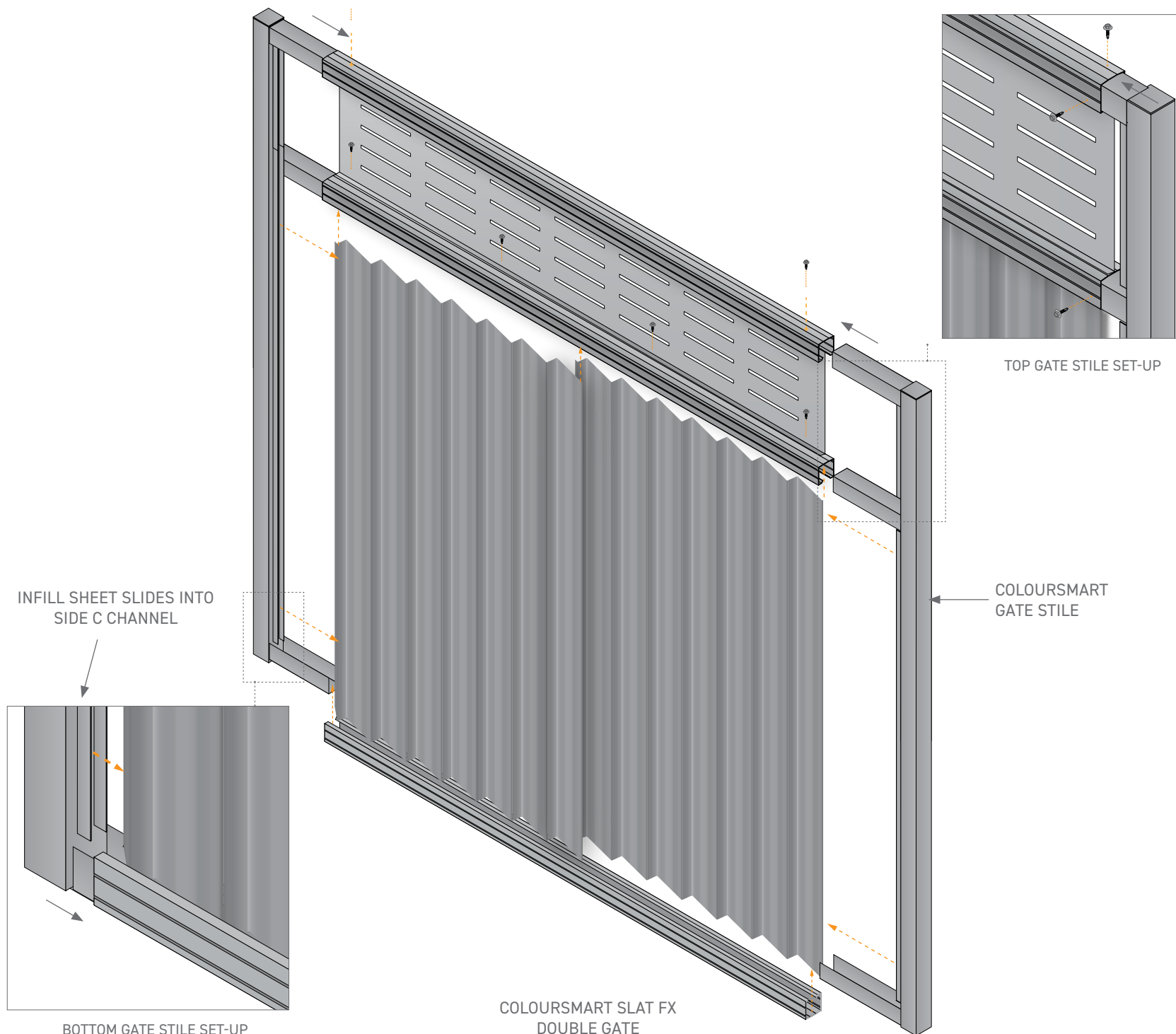
**Colorbond®**

TITLE: **COLOURSMART SLAT FX  
SINGLE GATE UNASSEMBLED**

CONTACT: [sales@oxworks.com.au](mailto:sales@oxworks.com.au)

[oxworks.com.au](http://oxworks.com.au) ☎ 1300 336 237





# OXWORKS®

## STANDARDS

- **AS1397** Formability & Structural Grades of Steel:
  - Posts & Rails 0.8mm / Infill Sheets 0.35mm Base Metal Thickness (BMT)
- **AS2728** Coated Mass & Paint Film Thickness

## SLAT FX INSERT

- 0.55mm Galvanised Steel Sheet punched, folded and powder coated
- 5mm Pre-Drilled fixing holes top and bottom

## COLORBOND® SLAT FX INSERT PANELS

2400mm wide Panel consists of:

- 3 x Overlapped Sheets (835mm Wide)
- 2 x CS Channel Posts
- 3 x 2400mm CS Rails
- 1 x 2390mm Punched Slat FX Sheet

3180mm wide Panel consists of:

- 4 x Overlapped Sheets (835mm Wide)
- 2 x CS Channel Posts
- 3 x 3180mm CS Rails
- 1 x 3170mm Punched Slat FX Sheet

## COLORBOND® SLAT FX INSERT GATES

Single Gates are 930mm Wide:

- 1 x Infill Sheets;
- 2 x Breezeway Gate Stile;
- 3 x 830mm CS Rail;
- 1 x 820mm Punched Slat FX Sheet

Double Gates are 1720mm Wide per Leaf:

- 2 x Infill Sheets;
- 2 x Breezeway Gate Stile;
- 3 x 1620mm CS Rail;
- 1 x 1610mm Punched Slat FX Sheet

Available in 22 Colorbond® Steel Fencing colours, guaranteed to meet AS2728.



**Colorbond®**

TITLE: **COLOURSMART SLAT FX  
DOUBLE GATE UNASSEMBLED**

CONTACT: [sales@oxworks.com.au](mailto:sales@oxworks.com.au)

[oxworks.com.au](http://oxworks.com.au) ☎ 1300 336 237