

**BREEZEWAY  
COLORBOND®  
FENCING**

---

**COLORBOND® COLOURSMART BREEZEWAY PANEL**  
WIDTHS 2400, 3180; HEIGHTS 1200, 1500, 1800, 2100



**COLORBOND® COLOURSMART BREEZEWAY GATE**  
WIDTHS 930, 1720; HEIGHTS 1200, 1500, 1800, 2100

FRONT ELEVATION

\*\*1800mm High Panel Shown

**OXWORKS®**

**STANDARDS**

- **AS1397** Formability & Structural Grades of Steel:
  - Posts & Rails 0.8mm / Infill Sheets 0.35mm Base Metal Thickness (BMT)
- **AS2728** Coated Mass & Paint Film Thickness

**COLORBOND® BREEZEWAY PANELS**

**2400mm wide Breezeway Panel consists of:**

- 3 x Overlapped Sheets (835mm Wide)
- 2 x CS Channel Posts
- 3 x 2400mm CS Rails
- 3 of 65 x 16 x 2400mm Slats (Cut on site)
- 2 of Pre-Slotted 50 x 50 x 250mm Breezeway Posts with 14mm Slat Spacings

**3180mm wide Breezeway Panel consists of:**

- 4 x Overlapped Sheets (835mm Wide)
- 2 x CS Channel Posts
- 3 x 3180mm CS Rails
- 3 of 65 x 16 x 3600mm Slats (Cut on site)
- 2 of Pre-Slotted 50 x 50 x 250mm Breezeway Posts with 14mm Slat Spacings

**COLORBOND® BREEZEWAY GATES**

**Single Gates are 930mm Wide:**

- 1 x Infill Sheets;
- 2 x Breezeway Gate Stile;
- 3 x 830mm CS Rail;
- 3 of 65 x 16 x 820mm Slats

**Double Gates are 1720mm Wide per Leaf:**

- 2 x Infill Sheets;
- 2 x Breezeway Gate Stile;
- 3 x 1620mm CS Rail;
- 3 of 65 x 16 x 1610mm Slats

Available in 22 Colorbond® Steel Fencing colours, guaranteed to meet AS2728.

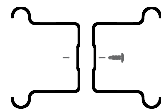


**Colorbond®**

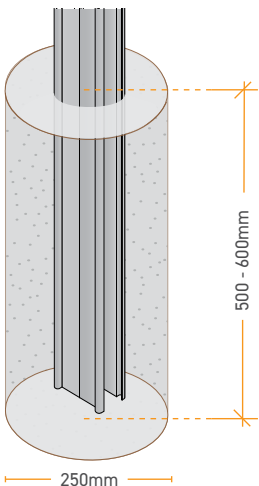
TITLE: **COLOURSMART BREEZEWAY PANEL & GATE SPECIFICATIONS**

CONTACT: [sales@oxworks.com.au](mailto:sales@oxworks.com.au)

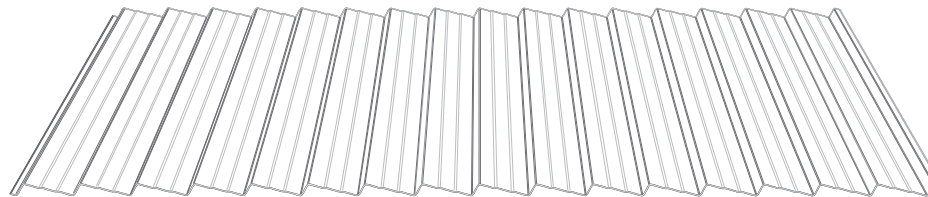
[oxworks.com.au](http://oxworks.com.au) ☎ 1300 336 237



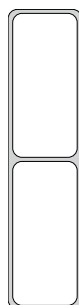
BACK TO BACK POST DETAIL



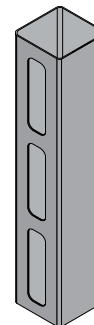
IN GROUND POST DETAIL



**BREEZEWAY ZIG ZAG PROFILE**  
0.35MM BASE METAL THICKNESS (BMT)

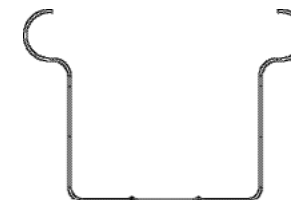


65 X 16MM  
POWDER COATED  
ALUMINIUM SLAT

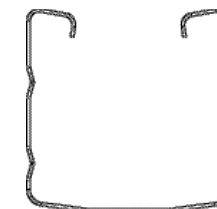


POWDER COATED  
BREEZEWAY  
PRE-SLOTTED  
ALUMINIUM POST  
14MM SPACINGS


BREEZEWAY PANEL INFILL



**COLOURSMART POST  
PROFILE - 0.8 BMT**



**COLOURSMART RAIL  
PROFILE - 0.8 BMT**



COLOURSMART BREEZEWAY PANEL  
(2400 x 1800mm SHOWN)

# OXWORKS®

## STANDARDS

- **AS1397** Formability & Structural Grades of Steel:
  - Posts & Rails 0.8mm / Infill Sheets 0.35mm Base Metal Thickness (BMT)
- **AS2728** Coated Mass & Paint Film Thickness

## COLORBOND® BREEZEWAY PANELS

**2400mm wide Breezeway Panel consists of:**

- 3 x Overlapped Sheets (835mm Wide)
- 2 x CS Channel Posts
- 3 x 2400mm CS Rails
- 3 of 65 x 16 x 2400mm Slats (Cut on site)
- 2 of Pre-Slotted 50 x 50 x 250mm Breezeway Posts with 14mm Slat Spacings

**3180mm wide Breezeway Panel consists of:**

- 4 x Overlapped Sheets (835mm Wide)
- 2 x CS Channel Posts
- 3 x 3180mm CS Rails
- 3 of 65 x 16 x 3600mm Slats (Cut on site)
- 2 of Pre-Slotted 50 x 50 x 250mm Breezeway Posts with 14mm Slat Spacings

## COLORBOND® BREEZEWAY GATES

**Single Gates are 930mm Wide:**

- 1 x Infill Sheets;
- 2 x Breezeway Gate Stile;
- 3 x 830mm CS Rail;
- 3 of 65 x 16 x 820mm Slats

**Double Gates are 1720mm Wide per Leaf:**

- 2 x Infill Sheets;
- 2 x Breezeway Gate Stile;
- 3 x 1620mm CS Rail;
- 3 of 65 x 16 x 1610mm Slats

Available in 22 Colorbond® Steel Fencing colours, guaranteed to meet AS2728.

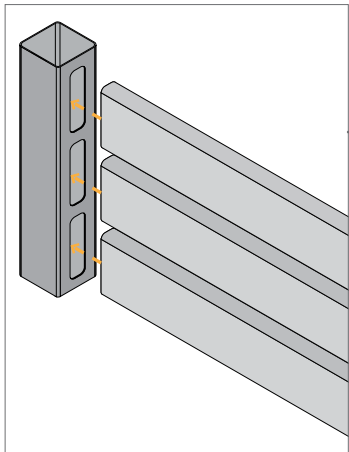


**Colorbond®**

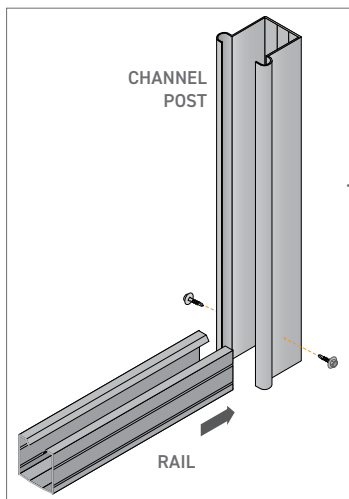
TITLE: **COLOURSMART BREEZEWAY  
TYPICAL CONFIGURATION  
(2400 X 1800MM PANEL SHOWN)**

CONTACT: [sales@oxworks.com.au](mailto:sales@oxworks.com.au)

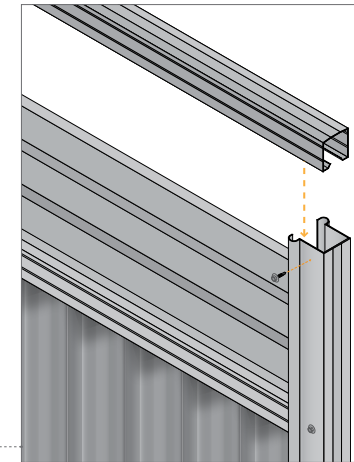
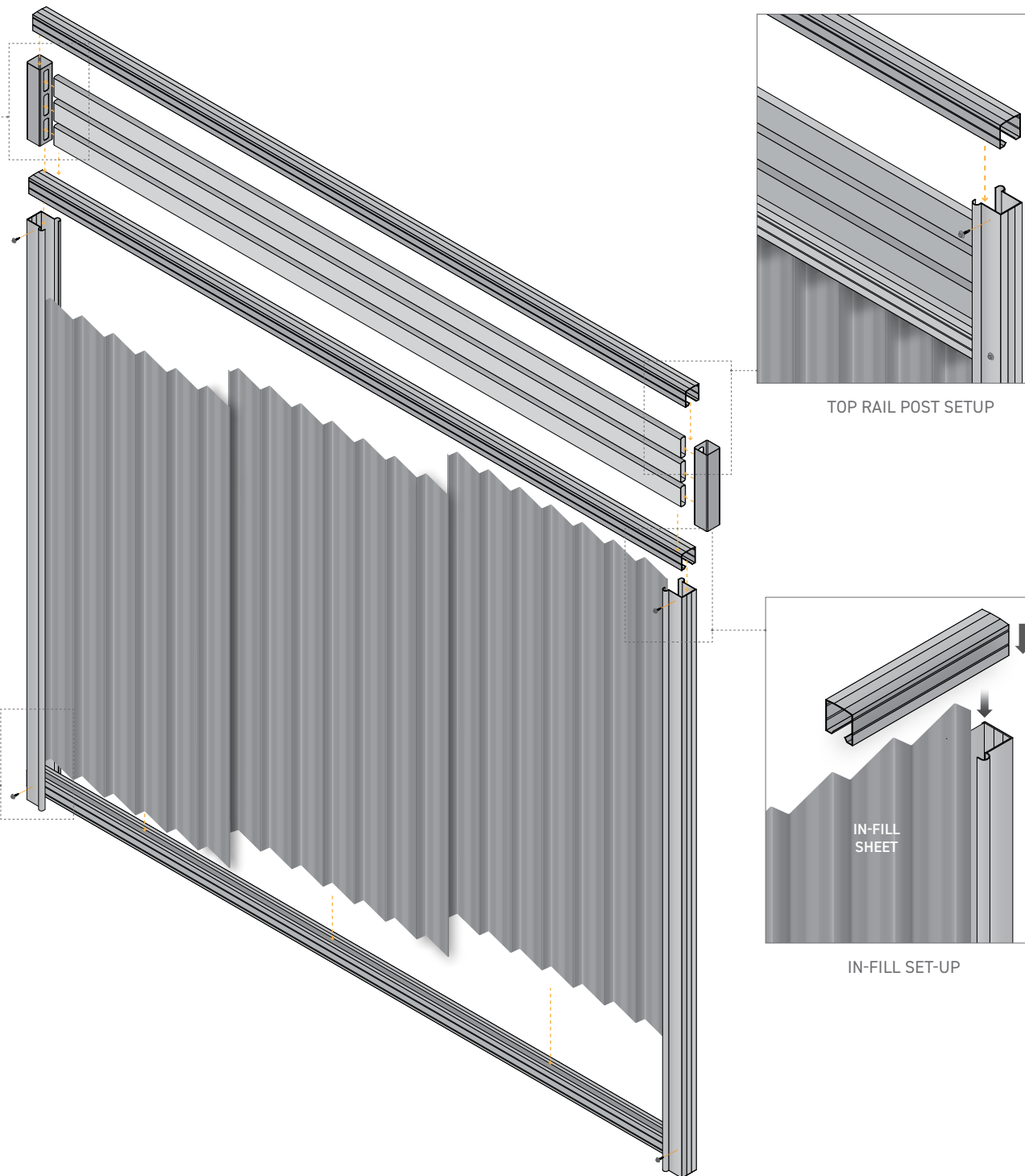
[oxworks.com.au](http://oxworks.com.au) ☎ 1300 336 237



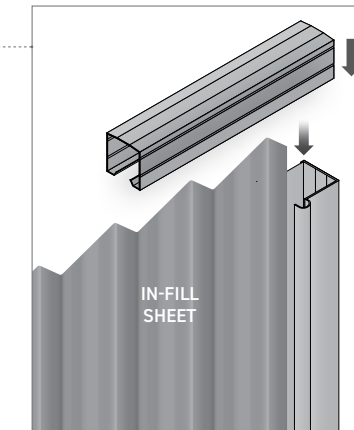
BREEZEWAY SLAT SETUP



BOTTOM RAIL & POST SET-UP



TOP RAIL POST SETUP



IN-FILL SET-UP

# OXWORKS®

## STANDARDS

- AS1397 Formability & Structural Grades of Steel:
  - Posts & Rails 0.8mm / Infill Sheets 0.35mm Base Metal Thickness (BMT)
- AS2728 Coated Mass & Paint Film Thickness

## COLORBOND® BREEZEWAY PANELS

2400mm wide Breezeway Panel consists of:

- 3 x Overlapped Sheets (835mm Wide)
- 2 x CS Channel Posts
- 3 x 2400mm CS Rails
- 3 of 65 x 16 x 2400mm Slats (Cut on site)
- 2 of Pre-Slotted 50 x 50 x 250mm Breezeway Posts with 14mm Slat Spacings

3180mm wide Breezeway Panel consists of:

- 4 x Overlapped Sheets (835mm Wide)
- 2 x CS Channel Posts
- 3 x 3180mm CS Rails
- 3 of 65 x 16 x 3600mm Slats (Cut on site)
- 2 of Pre-Slotted 50 x 50 x 250mm Breezeway Posts with 14mm Slat Spacings

## COLORBOND® BREEZEWAY GATES

Single Gates are 930mm Wide:

- 1 x Infill Sheets;
- 2 x Breezeway Gate Stile;
- 3 x 830mm CS Rail;
- 3 of 65 x 16 x 820mm Slats

Double Gates are 1720mm Wide per Leaf:

- 2 x Infill Sheets;
- 2 x Breezeway Gate Stile;
- 3 x 1620mm CS Rail;
- 3 of 65 x 16 x 1610mm Slats

Available in 22 Colorbond® Steel Fencing colours, guaranteed to meet AS2728.

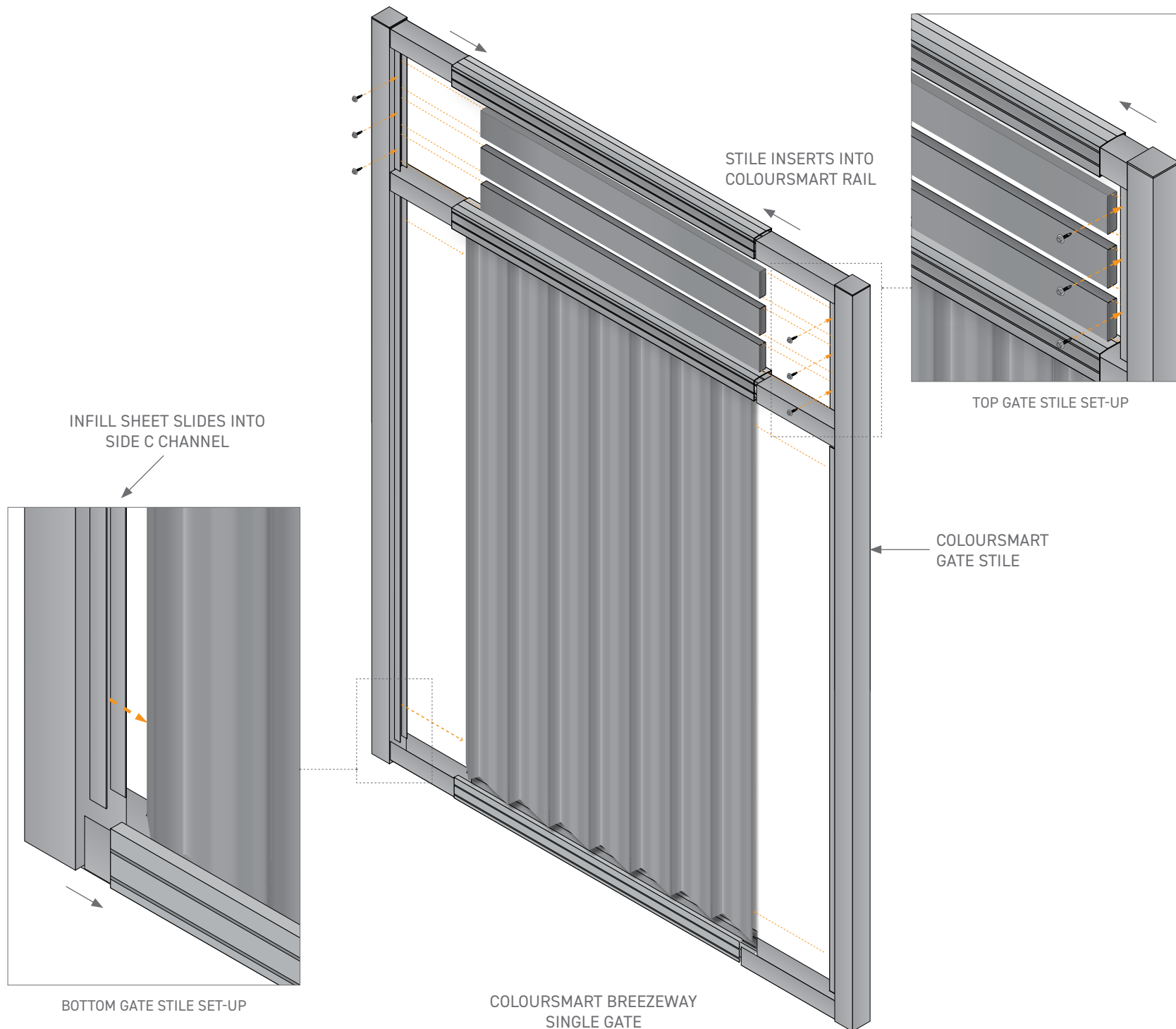


**Colorbond®**

TITLE: **COLOURSMART BREEZEWAY UNASSEMBLED CONFIGURATION**

CONTACT: [sales@oxworks.com.au](mailto:sales@oxworks.com.au)

[oxworks.com.au](http://oxworks.com.au) ☎ 1300 336 237



# OXWORKS®

## STANDARDS

- **AS1397** Formability & Structural Grades of Steel:
  - Posts & Rails 0.8mm / Infill Sheets 0.35mm Base Metal Thickness (BMT)
- **AS2728** Coated Mass & Paint Film Thickness

## COLORBOND® BREEZEWAY PANELS

**2400mm wide Breezeway Panel consists of:**

- 3 x Overlapped Sheets (835mm Wide)
- 2 x CS Channel Posts
- 3 x 2400mm CS Rails
- 3 of 65 x 16 x 2400mm Slats (Cut on site)
- 2 of Pre-Slotted 50 x 50 x 250mm Breezeway Posts with 14mm Slat Spacings

**3180mm wide Breezeway Panel consists of:**

- 4 x Overlapped Sheets (835mm Wide)
- 2 x CS Channel Posts
- 3 x 3180mm CS Rails
- 3 of 65 x 16 x 3600mm Slats (Cut on site)
- 2 of Pre-Slotted 50 x 50 x 250mm Breezeway Posts with 14mm Slat Spacings

## COLORBOND® BREEZEWAY GATES

**Single Gates are 930mm Wide:**

- 1 x Infill Sheets;
- 2 x Breezeway Gate Stile;
- 3 x 830mm CS Rail;
- 3 of 65 x 16 x 820mm Slats

**Double Gates are 1720mm Wide per Leaf:**

- 2 x Infill Sheets;
- 2 x Breezeway Gate Stile;
- 3 x 1620mm CS Rail;
- 3 of 65 x 16 x 1610mm Slats

Available in 22 Colorbond® Steel Fencing colours, guaranteed to meet AS2728.



**Colorbond®**

TITLE: **COLOURSMART BREEZEWAY SINGLE GATE UNASSEMBLED**

CONTACT: [sales@oxworks.com.au](mailto:sales@oxworks.com.au)

[oxworks.com.au](http://oxworks.com.au) ☎ 1300 336 237



## STANDARDS

- AS1397 Formability & Structural Grades of Steel:
  - Posts & Rails 0.8mm / Infill Sheets 0.35mm Base Metal Thickness (BMT)
- AS2728 Coated Mass & Paint Film Thickness

## COLORBOND® BREEZEWAY PANELS

2400mm wide Breezeway Panel consists of:

- 3 x Overlapped Sheets (835mm Wide)
- 2 x CS Channel Posts
- 3 x 2400mm CS Rails
- 3 of 65 x 16 x 2400mm Slats (Cut on site)
- 2 of Pre-Slotted 50 x 50 x 250mm Breezeway Posts with 14mm Slat Spacings

3180mm wide Breezeway Panel consists of:

- 4 x Overlapped Sheets (835mm Wide)
- 2 x CS Channel Posts
- 3 x 3180mm CS Rails
- 3 of 65 x 16 x 3600mm Slats (Cut on site)
- 2 of Pre-Slotted 50 x 50 x 250mm Breezeway Posts with 14mm Slat Spacings

## COLORBOND® BREEZEWAY GATES

Single Gates are 930mm Wide:

- 1 x Infill Sheets;
- 2 x Breezeway Gate Stile;
- 3 x 830mm CS Rail;
- 3 of 65 x 16 x 820mm Slats

Double Gates are 1720mm Wide per Leaf:

- 2 x Infill Sheets;
- 2 x Breezeway Gate Stile;
- 3 x 1620mm CS Rail;
- 3 of 65 x 16 x 1610mm Slats

Available in 22 Colorbond® Steel Fencing colours, guaranteed to meet AS2728.

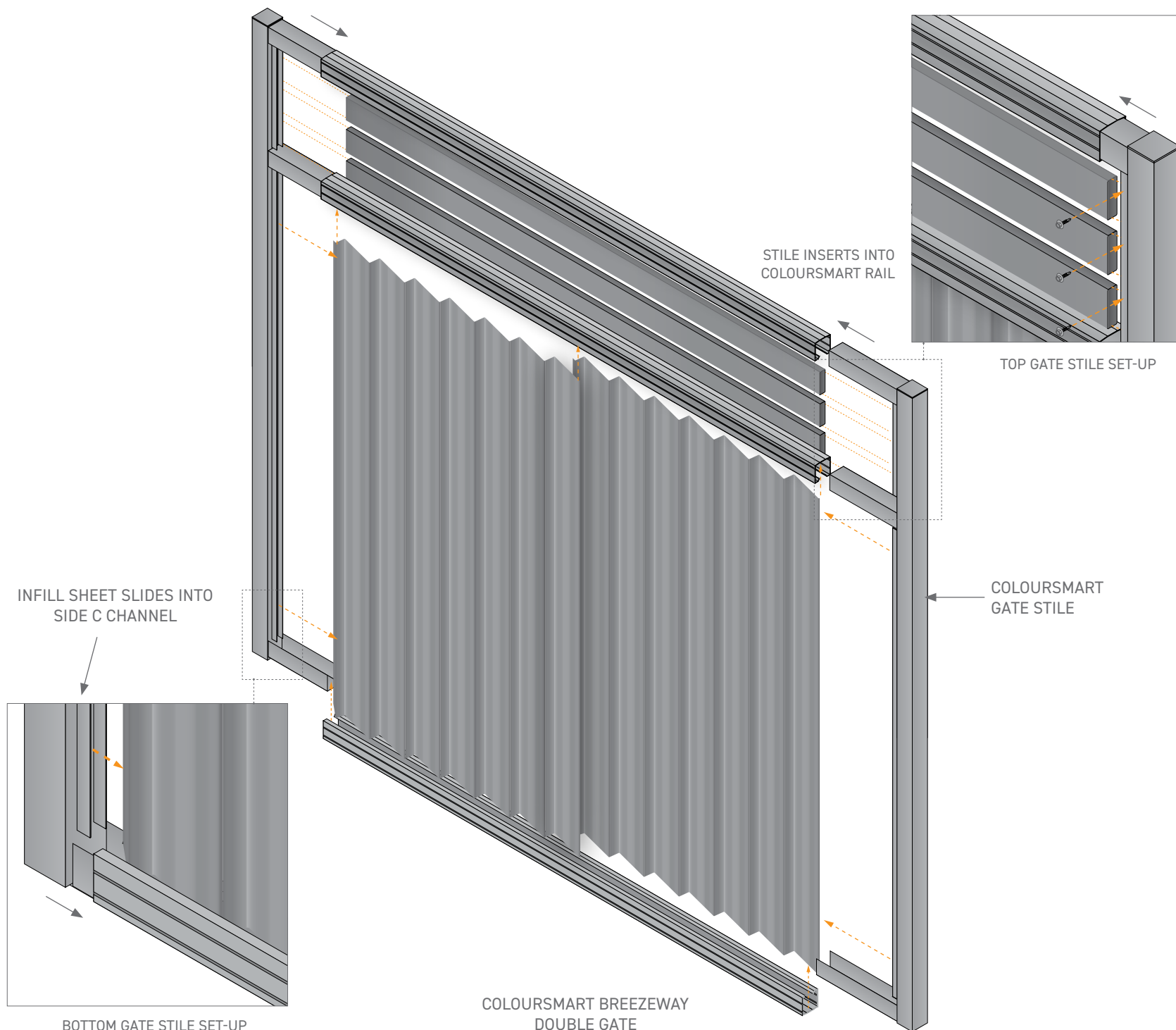


**Colorbond®**

TITLE: **COLOURSMART BREEZEWAY  
DOUBLE GATE UNASSEMBLED**


CONTACT: [sales@oxworks.com.au](mailto:sales@oxworks.com.au)

[oxworks.com.au](http://oxworks.com.au) ☎ 1300 336 237



## STANDARD COLOUR RANGE - IN STOCK

Colorbond®



**SURFMIST®** SM  
Frost  
Off White



**DOMAIN®** DO  
Classic Cream  
Primrose



**PAPERBARK®** PA  
Terrace  
Merino



**EVENING HAZE®** EH  
Summershade  
Mossvale Sands



**SHALE GREY®** SG  
Snow Gum  
Gull Grey



**DUNE®** DU  
Seedpod  
Grey Birch



**RIVERSAND®** RI



**PALE EUCALYPT®** PE  
Meadow  
Mist Green



**WILDERNESS®** WN  
Willow  
Rivergum Green



**JASPER®** JA  
Plateau



**BASALT®** BA



**IRONSTONE®** IR  
Dark Ash



**WOODLAND GREY®** WG  
Grey Ridge  
Slate Grey



**MONUMENT®** MO  
Shadow

## EXTENDED COLOUR RANGE - IN STOCK

Colorbond®



**WALLABY®** WA




**WINDSPRAY®** WS  
Haze  
Armour Grey



**DEEP OCEAN®** DE  
Bluestone  
Mountain Blue



**MANOR RED®** MR  
Red Oak  
Heritage Red



**NIGHT SKY®** BL  
Eclipse  
Black

Posts & Rails Only



**BUSHLAND®** BU  
Tea Tree



**COTTAGE GREEN®** CG  
Evergreen  
Caulfield Green



**HARVEST®** HA  
Wheat

OXWORKS®

Colorbond®  
FENCING REFRESH

### COLORBOND® FENCING COLOUR NAMES & ALIASES

#### STANDARDS

- **AS1397**  
Formability & Structural Grades of Steel:
  - Posts & Rails 0.8mm
  - Base Metal Thickness (BMT)
  - Infill Sheets 0.35mm BMT
- **AS2728**  
Coated Mass & Paint Film Thickness

#### AVAILABILITY

- All colours available **IN STOCK** at all Stores
- New Colours Available from Feb 2016

NOTE: As printers, monitors and phone screens can differ in the way they display colours, these colour swatches should be used as an indicative guide only.



TITLE: **COLORBOND® STEEL FENCING  
COLOUR RANGE**

CONTACT: [sales@oxworks.com.au](mailto:sales@oxworks.com.au)

[oxworks.com.au](http://oxworks.com.au) 1300 336 237