

COLOURSMART SLAT FX PANEL
(2400 x 1800mm SHOWN)

STANDARDS

- **AS1397** Formability & Structural Grades of Steel:
 - Posts & Rails 0.8mm / Infill Sheets 0.35mm Base Metal Thickness (BMT)
- **AS2728** Coated Mass & Paint Film Thickness

SLAT FX INSERT

- 0.55mm Galvanised Steel Sheet punched, folded and powder coated
- 5mm Pre-Drilled fixing holes top and bottom

COLORBOND® SLAT FX INSERT PANELS

2400mm wide Panel consists of:

- 3 x Overlapped Sheets (835mm Wide)
- 2 x CS Channel Posts
- 3 x 2400mm CS Rails
- 1 x 2390mm Punched Slat FX Sheet

3180mm wide Panel consists of:

- 4 x Overlapped Sheets (835mm Wide)
- 2 x CS Channel Posts
- 3 x 3180mm CS Rails
- 1 x 3170mm Punched Slat FX Sheet

COLORBOND® SLAT FX INSERT GATES

Single Gates are 930mm Wide:

- 1 x Infill Sheets;
- 2 x Breezeway Gate Stile;
- 3 x 830mm CS Rail;
- 1 x 820mm Punched Slat FX Sheet

Double Gates are 1720mm Wide per Leaf:

- 2 x Infill Sheets;
- 2 x Breezeway Gate Stile;
- 3 x 1620mm CS Rail;
- 1 x 1610mm Punched Slat FX Sheet

Available in 22 Colorbond® Steel Fencing colours, guaranteed to meet AS2728.



Colorbond®

TITLE: COLOURSMART SLAT FX
TYPICAL CONFIGURATION
(2400 X 1800MM PANEL SHOWN)

CONTACT: sales@oxworks.com.au

oxworks.com.au ☎ 1300 336 237

STANDARDS

- AS1397 Formability & Structural Grades of Steel:
 - Posts & Rails 0.8mm / Infill Sheets 0.35mm Base Metal Thickness (BMT)
- AS2728 Coated Mass & Paint Film Thickness

SLAT FX INSERT

- 0.55mm Galvanised Steel Sheet punched, folded and powder coated
- 5mm Pre-Drilled fixing holes top and bottom

COLORBOND® SLAT FX INSERT PANELS

2400mm wide Panel consists of:

- 3 x Overlapped Sheets (835mm Wide)
- 2 x CS Channel Posts
- 3 x 2400mm CS Rails
- 1 x 2390mm Punched Slat FX Sheet

3180mm wide Panel consists of:

- 4 x Overlapped Sheets (835mm Wide)
- 2 x CS Channel Posts
- 3 x 3180mm CS Rails
- 1 x 3170mm Punched Slat FX Sheet

COLORBOND® SLAT FX INSERT GATES

Single Gates are 930mm Wide:

- 1 x Infill Sheets;
- 2 x Breezeway Gate Stile;
- 3 x 830mm CS Rail;
- 1 x 820mm Punched Slat FX Sheet

Double Gates are 1720mm Wide per Leaf:

- 2 x Infill Sheets;
- 2 x Breezeway Gate Stile;
- 3 x 1620mm CS Rail;
- 1 x 1610mm Punched Slat FX Sheet

Available in 22 Colorbond® Steel Fencing colours, guaranteed to meet AS2728.

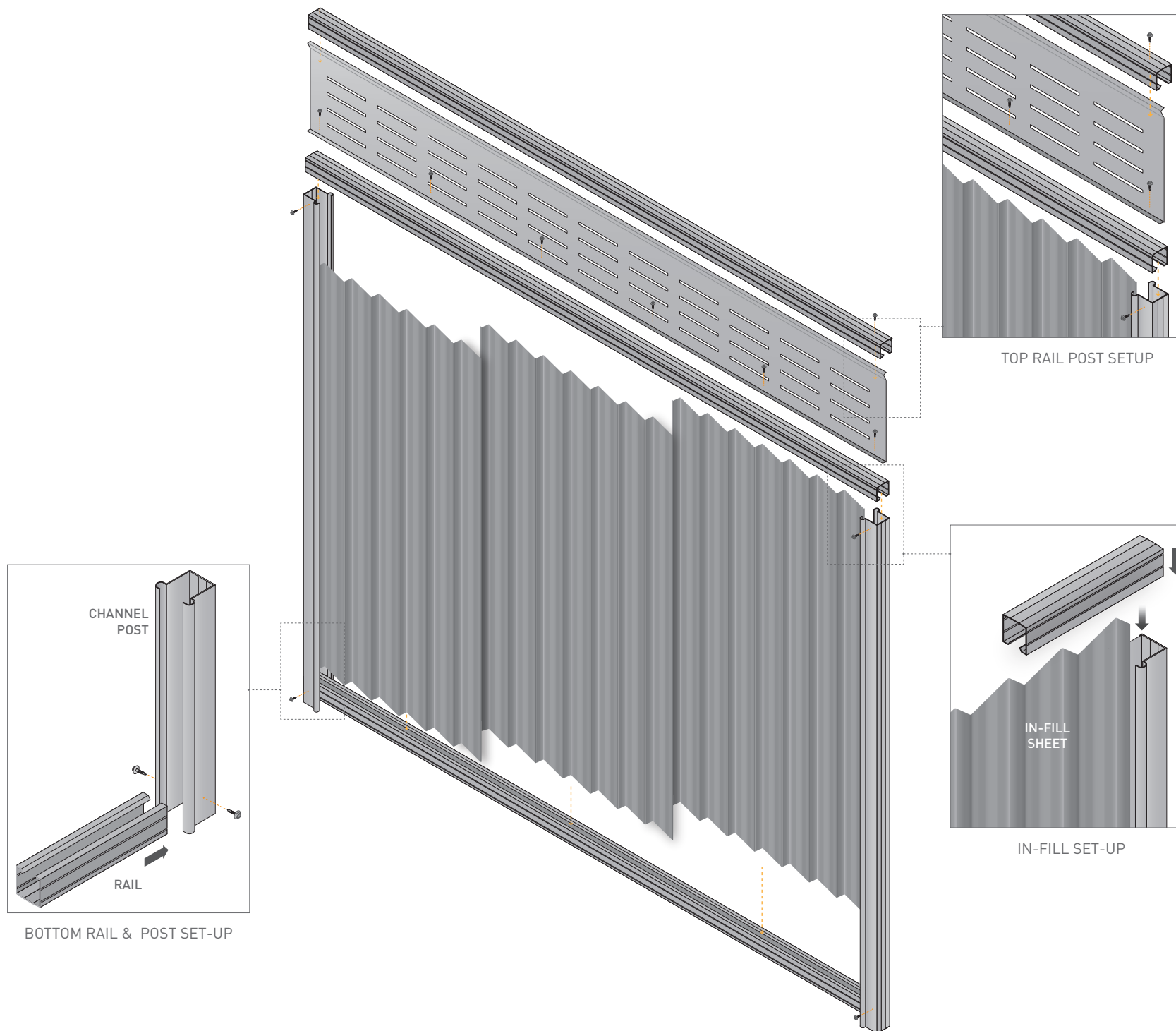


Colorbond®

TITLE: COLOURSMART SLAT FX
UNASSEMBLED CONFIGURATION

CONTACT: sales@oxworks.com.au

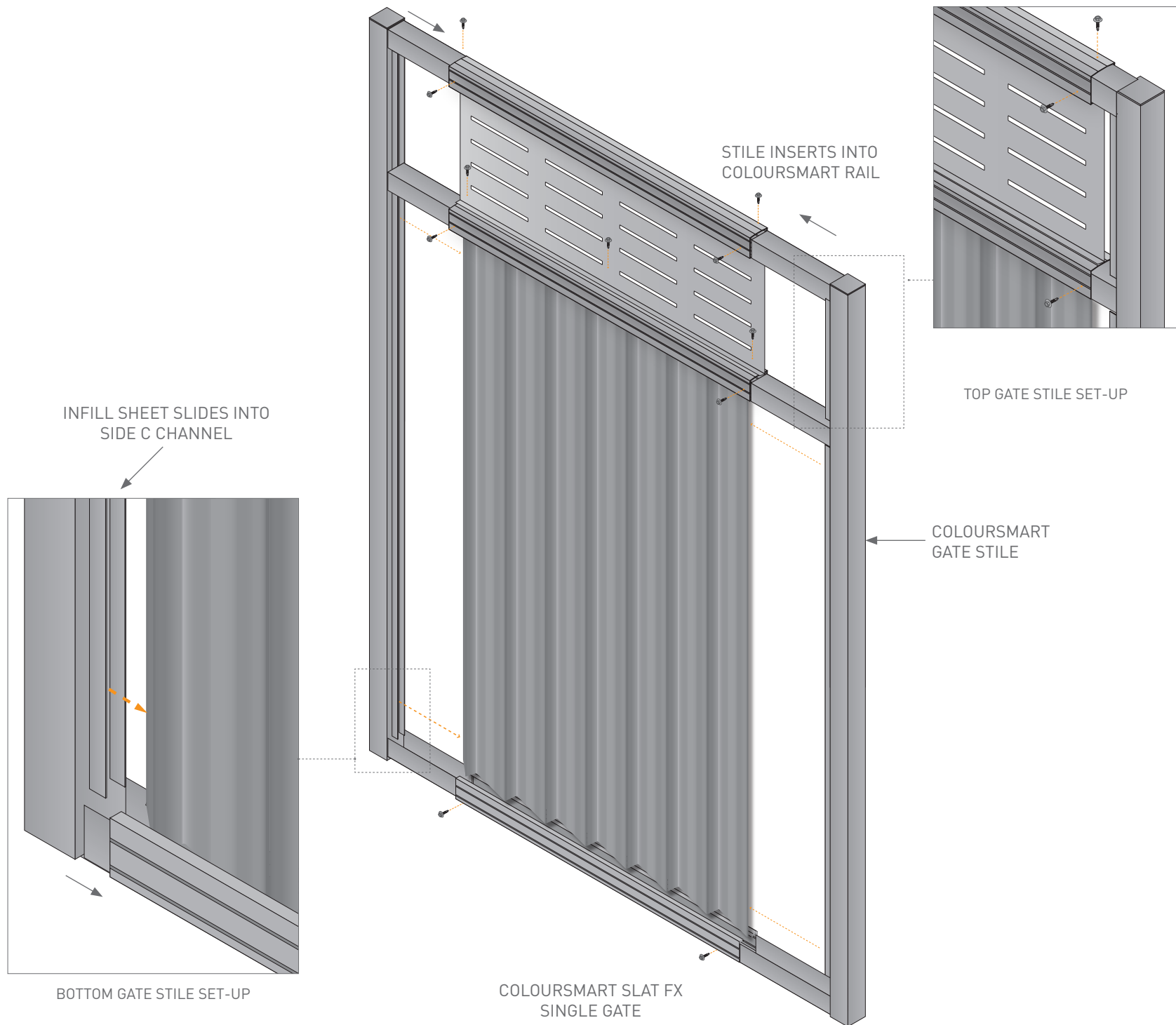
oxworks.com.au 1300 336 237



TOP RAIL POST SETUP

IN-FILL SET-UP

BOTTOM RAIL & POST SET-UP



OXWORKS™

STANDARDS

- AS1397 Formability & Structural Grades of Steel:
 - Posts & Rails 0.8mm / Infill Sheets 0.35mm Base Metal Thickness (BMT)
- AS2728 Coated Mass & Paint Film Thickness

SLAT FX INSERT

- 0.55mm Galvanised Steel Sheet punched, folded and powder coated
- 5mm Pre-Drilled fixing holes top and bottom

COLORBOND® SLAT FX INSERT PANELS

2400mm wide Panel consists of:

- 3 x Overlapped Sheets (835mm Wide)
- 2 x CS Channel Posts
- 3 x 2400mm CS Rails
- 1 x 2390mm Punched Slat FX Sheet

3180mm wide Panel consists of:

- 4 x Overlapped Sheets (835mm Wide)
- 2 x CS Channel Posts
- 3 x 3180mm CS Rails
- 1 x 3170mm Punched Slat FX Sheet

COLORBOND® SLAT FX INSERT GATES

Single Gates are 930mm Wide:

- 1 x Infill Sheets;
- 2 x Breezeway Gate Stile;
- 3 x 830mm CS Rail;
- 1 x 820mm Punched Slat FX Sheet

Double Gates are 1720mm Wide per Leaf:

- 2 x Infill Sheets;
- 2 x Breezeway Gate Stile;
- 3 x 1620mm CS Rail;
- 1 x 1610mm Punched Slat FX Sheet

Available in 22 Colorbond® Steel Fencing colours, guaranteed to meet AS2728.

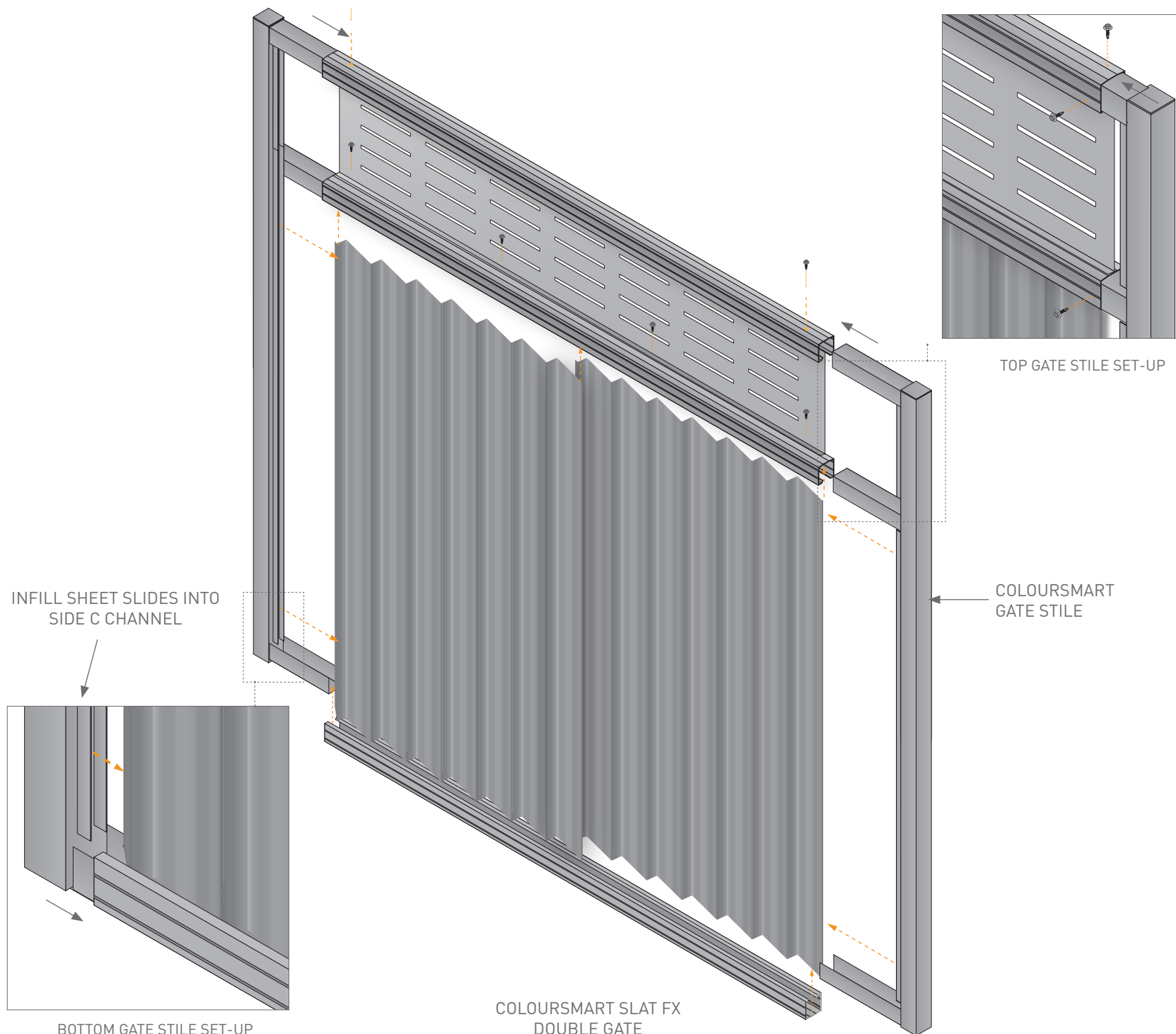


Colorbond®

TITLE: COLOURSMART SLAT FX
SINGLE GATE UNASSEMBLED

CONTACT: sales@oxworks.com.au

oxworks.com.au ☎ 1300 336 237



OXWORKS™

STANDARDS

- **AS1397** Formability & Structural Grades of Steel:
 - Posts & Rails 0.8mm / Infill Sheets 0.35mm Base Metal Thickness (BMT)
- **AS2728** Coated Mass & Paint Film Thickness

SLAT FX INSERT

- 0.55mm Galvanised Steel Sheet punched, folded and powder coated
- 5mm Pre-Drilled fixing holes top and bottom

COLORBOND® SLAT FX INSERT PANELS

2400mm wide Panel consists of:

- 3 x Overlapped Sheets (835mm Wide)
- 2 x CS Channel Posts
- 3 x 2400mm CS Rails
- 1 x 2390mm Punched Slat FX Sheet

3180mm wide Panel consists of:

- 4 x Overlapped Sheets (835mm Wide)
- 2 x CS Channel Posts
- 3 x 3180mm CS Rails
- 1 x 3170mm Punched Slat FX Sheet

COLORBOND® SLAT FX INSERT GATES

Single Gates are 930mm Wide:

- 1 x Infill Sheets;
- 2 x Breezeway Gate Stile;
- 3 x 830mm CS Rail;
- 1 x 820mm Punched Slat FX Sheet

Double Gates are 1720mm Wide per Leaf:

- 2 x Infill Sheets;
- 2 x Breezeway Gate Stile;
- 3 x 1620mm CS Rail;
- 1 x 1610mm Punched Slat FX Sheet

Available in 22 Colorbond® Steel Fencing colours, guaranteed to meet AS2728.



Colorbond®

TITLE: **COLOURSMART SLAT FX
DOUBLE GATE UNASSEMBLED**

CONTACT: sales@oxworks.com.au

oxworks.com.au ☎ 1300 336 237