

**COLOURSMART
TRIMLINE
COLORBOND®
FENCING**

COLORBOND® COLOURSMART TRIMLINE PANEL
WIDTHS 2400, 3180; HEIGHTS 1200, 1500, 1800, 2100



COLORBOND® COLOURSMART TRIMLINE GATE
WIDTHS 930, 1720; HEIGHTS 1200, 1500, 1800, 2100

**1800mm High Panel Shown

FRONT ELEVATION

OXWORKS™

STANDARDS

- **AS1397** Formability & Structural Grades of Steel:
Posts & Rails 0.8mm / Infill Sheets 0.35mm
Base Metal Thickness (BMT)
- **AS2728**
Coated Mass & Paint Film Thickness

COLORBOND® TRIMLINE PANELS

2400mm wide Coloursmart Panel consists of:

- 3 x TL Infill Sheets (835mm Wide Overlapped)
- 2 x CS Channel Posts
- 2 x 2400mm CS Rails
- 12 of 10-16*16 Tek Screws per Panel (Sold Separately)

3180mm wide Coloursmart Panel consists of:

- 4 x TL Infill Sheets (835mm Wide Overlapped)
- 2 x CS Channel Posts
- 2 x 3180mm CS Rails
- 16 of 10-16*16 Tek Screws per Panel (Sold Separately)

COLORBOND® TRIMLINE GATES

- **Single Gates (930mm Wide):**
1 x TL Infill Sheets; 2 x CS Gate Stile;
2 x 830mm CS Rail;
16 of 10-16*16 Tek Screws per Single Gate (Sold Separately)
- **Double Gates (1720mm Wide per Leaf):**
2 x TL Infill Sheets; 2 x CS Gate Stile;
2 x 1620mm CS Rail;
16 of 10-16*16 Tek Screws per Double Gate Leaf (Sold Separately)

Available in 22 Colorbond® Steel Fencing colours, guaranteed to meet AS2728.

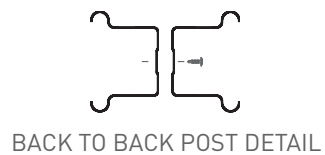


Colorbond®

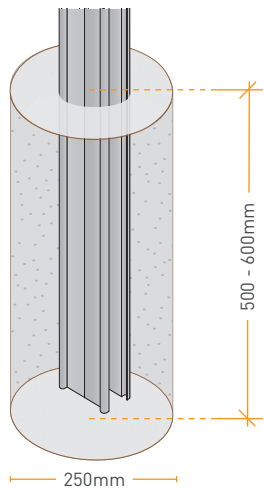
TITLE: **COLOURSMART TRIMLINE
PANEL AND GATE
SPECIFICATIONS**

CONTACT: sales@oxworks.com.au

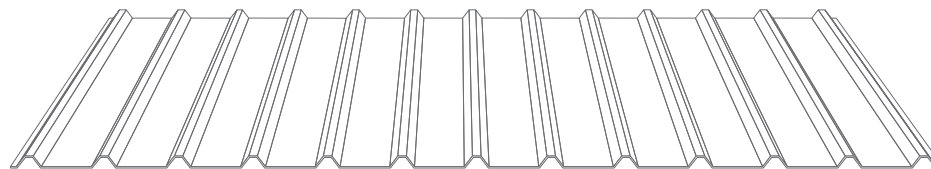
oxworks.com.au 1300 336 237



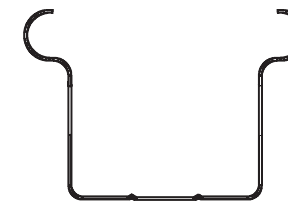
BACK TO BACK POST DETAIL



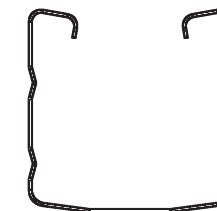
IN GROUND POST DETAIL




COLOURSMART TRIMLINE PANEL PROFILE
0.35MM BASE METAL THICKNESS (BMT)



**COLOURSMART POST
PROFILE - 0.8 BMT**



**COLOURSMART RAIL
PROFILE - 0.8 BMT**



COLOURSMART TRIMLINE PANEL
(2400 x 1800mm SHOWN)

OXWORKS™

STANDARDS

- **AS1397** Formability & Structural Grades of Steel:
Posts & Rails 0.8mm / Infill Sheets 0.35mm
Base Metal Thickness (BMT)
- **AS2728**
Coated Mass & Paint Film Thickness

COLORBOND® TRIMLINE PANELS

2400mm wide Coloursmart Panel consists of:

- 3 x TL Infill Sheets (835mm Wide Overlapped)
- 2 x CS Channel Posts
- 2 x 2400mm CS Rails
- 12 of 10-16*16 Tek Screws per Panel (Sold Separately)

3180mm wide Coloursmart Panel consists of:

- 4 x TL Infill Sheets (835mm Wide Overlapped)
- 2 x CS Channel Posts
- 2 x 3180mm CS Rails
- 16 of 10-16*16 Tek Screws per Panel (Sold Separately)

COLORBOND® TRIMLINE GATES

- **Single Gates (930mm Wide):**
1 x TL Infill Sheets; 2 x CS Gate Stile;
2 x 830mm CS Rail;
16 of 10-16*16 Tek Screws per Single Gate (Sold Separately)
- **Double Gates (1720mm Wide per Leaf):**
2 x TL Infill Sheets; 2 x CS Gate Stile;
2 x 1620mm CS Rail;
16 of 10-16*16 Tek Screws per Double Gate Leaf (Sold Separately)

Available in 22 Colorbond® Steel Fencing colours, guaranteed to meet AS2728.



Colorbond®

TITLE: **COLOURSMART TRIMLINE**
TYPICAL CONFIGURATION
(2385 X 1800MM PANEL SHOWN)

CONTACT: sales@oxworks.com.au

oxworks.com.au ☎ 1300 336 237

STANDARDS

- AS1397 Formability & Structural Grades of Steel:
Posts & Rails 0.8mm / Infill Sheets 0.35mm
Base Metal Thickness (BMT)
- AS2728
Coated Mass & Paint Film Thickness

COLORBOND® TRIMLINE PANELS

2400mm wide Coloursmart Panel consists of:

- 3 x TL Infill Sheets (835mm Wide Overlapped)
- 2 x CS Channel Posts
- 2 x 2400mm CS Rails
- 12 of 10-16*16 Tek Screws per Panel (Sold Separately)

3180mm wide Coloursmart Panel consists of:

- 4 x TL Infill Sheets (835mm Wide Overlapped)
- 2 x CS Channel Posts
- 2 x 3180mm CS Rails
- 16 of 10-16*16 Tek Screws per Panel (Sold Separately)

COLORBOND® TRIMLINE GATES

• Single Gates (930mm Wide):

- 1 x TL Infill Sheets; 2 x CS Gate Stile;
- 2 x 830mm CS Rail;
- 16 of 10-16*16 Tek Screws per Single Gate (Sold Separately)

• Double Gates (1720mm Wide per Leaf):

- 2 x TL Infill Sheets; 2 x CS Gate Stile;
- 2 x 1620mm CS Rail;
- 16 of 10-16*16 Tek Screws per Double Gate Leaf (Sold Separately)

Available in 22 Colorbond® Steel Fencing colours, guaranteed to meet AS2728.

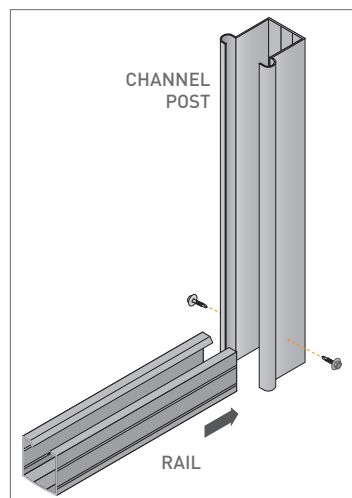


Colorbond®

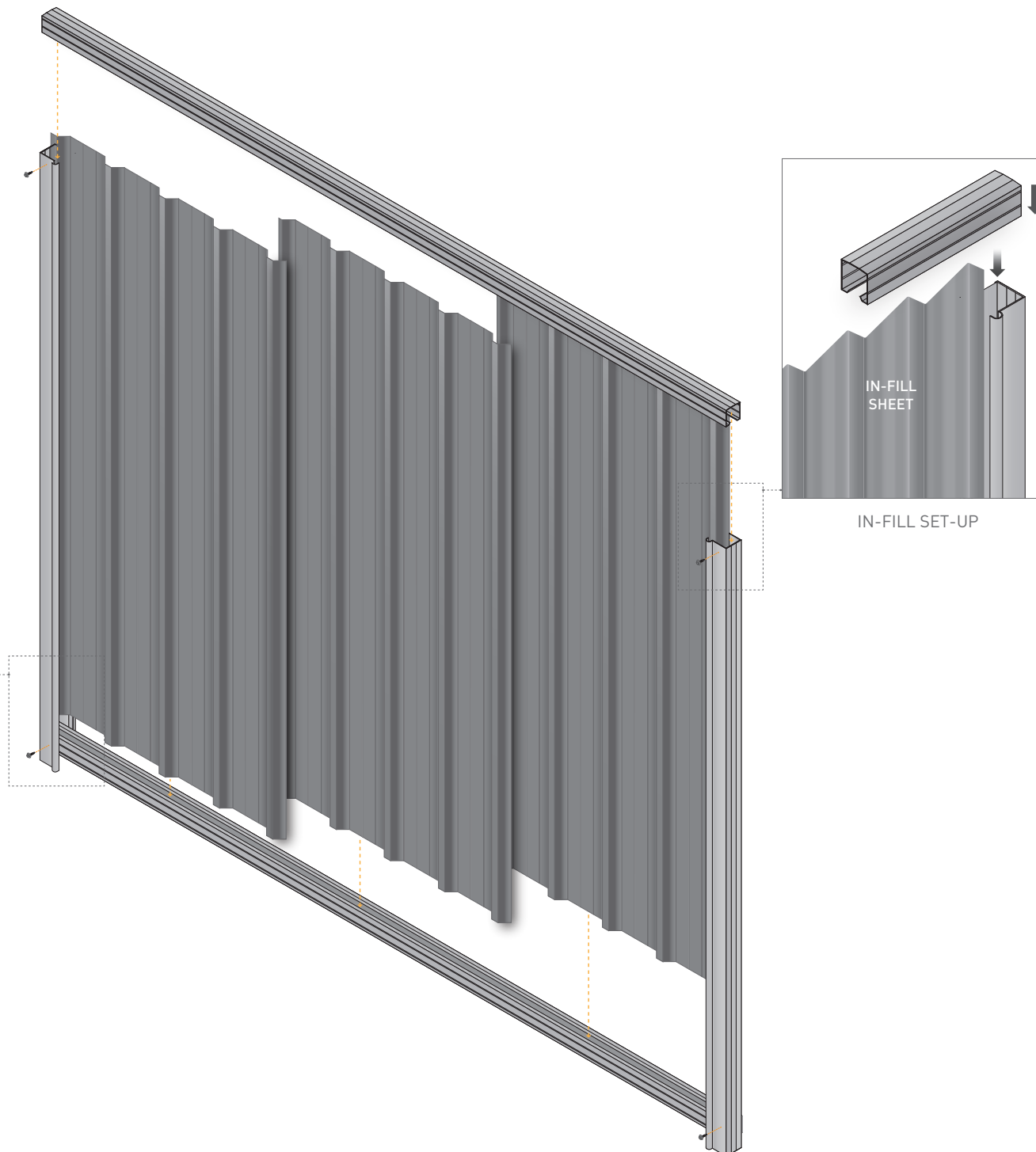
TITLE: COLOURSMART TRIMLINE
PANEL UNASSEMBLED
CONFIGURATION

CONTACT: sales@oxworks.com.au

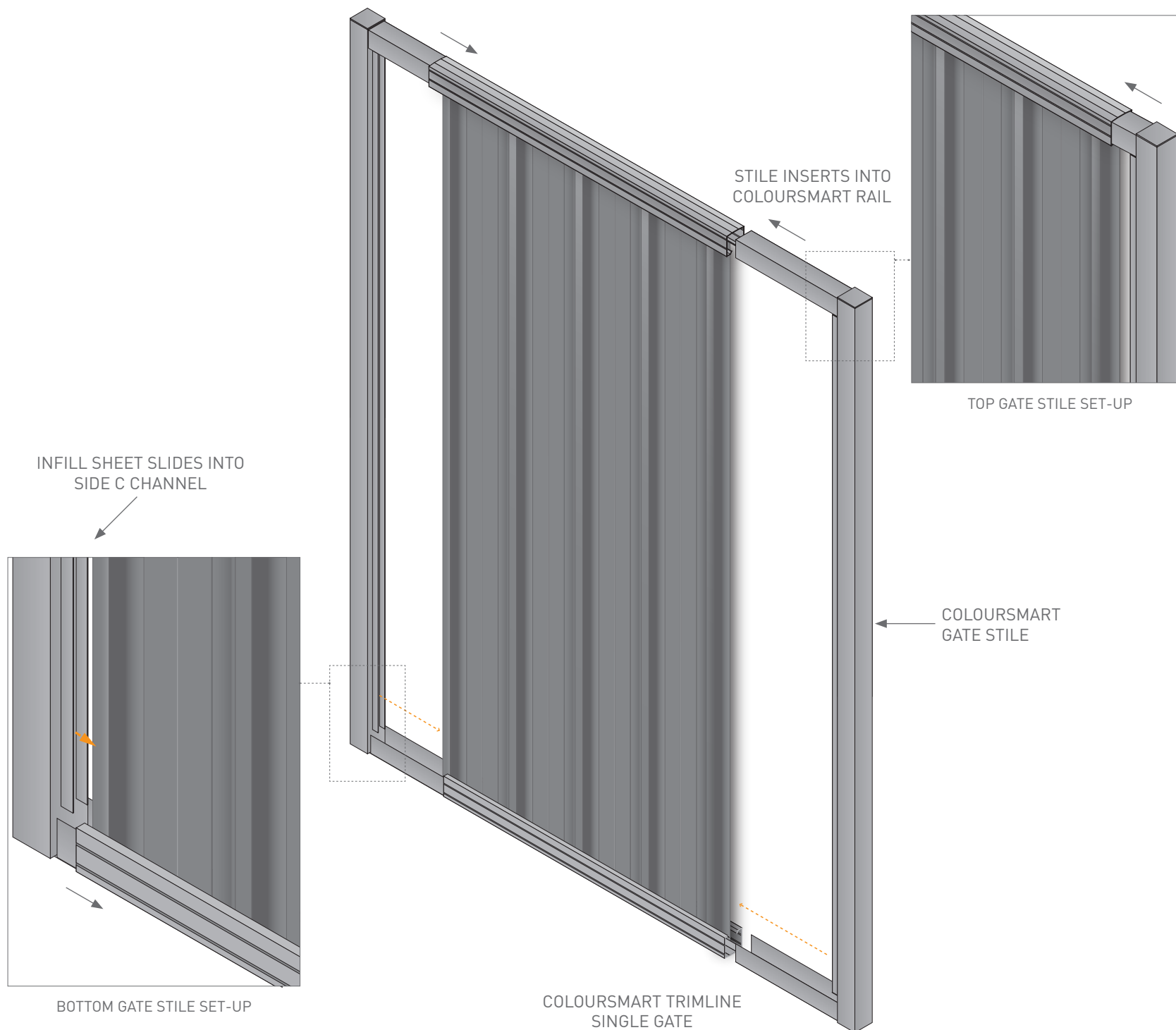
oxworks.com.au 1300 336 237



BOTTOM RAIL & POST SET-UP



IN-FILL SET-UP



OXWORKS™

STANDARDS

- **AS1397** Formability & Structural Grades of Steel:
Posts & Rails 0.8mm / Infill Sheets 0.35mm
Base Metal Thickness (BMT)
- **AS2728**
Coated Mass & Paint Film Thickness

COLORBOND® TRIMLINE PANELS

2400mm wide Coloursmart Panel consists of:

- 3 x TL Infill Sheets (835mm Wide Overlapped)
- 2 x CS Channel Posts
- 2 x 2400mm CS Rails
- 12 of 10-16*16 Tek Screws per Panel (Sold Separately)

3180mm wide Coloursmart Panel consists of:

- 4 x TL Infill Sheets (835mm Wide Overlapped)
- 2 x CS Channel Posts
- 2 x 3180mm CS Rails
- 16 of 10-16*16 Tek Screws per Panel (Sold Separately)

COLORBOND® TRIMLINE GATES

• **Single Gates (930mm Wide):**

- 1 x TL Infill Sheets; 2 x CS Gate Stile;
- 2 x 830mm CS Rail;
- 16 of 10-16*16 Tek Screws per Single Gate (Sold Separately)

• **Double Gates (1720mm Wide per Leaf):**

- 2 x TL Infill Sheets; 2 x CS Gate Stile;
- 2 x 1620mm CS Rail;
- 16 of 10-16*16 Tek Screws per Double Gate Leaf (Sold Separately)

Available in 22 Colorbond® Steel Fencing colours, guaranteed to meet AS2728.



Colorbond®

TITLE: **COLOURSMART TRIMLINE
SINGLE GATE UNASSEMBLED
CONFIGURATION**

CONTACT: sales@oxworks.com.au

oxworks.com.au ☎ 1300 336 237

STANDARDS

- AS1397 Formability & Structural Grades of Steel:
Posts & Rails 0.8mm / Infill Sheets 0.35mm
Base Metal Thickness (BMT)
- AS2728
Coated Mass & Paint Film Thickness

COLORBOND® TRIMLINE PANELS

2400mm wide Coloursmart Panel consists of:

- 3 x TL Infill Sheets (835mm Wide Overlapped)
- 2 x CS Channel Posts
- 2 x 2400mm CS Rails
- 12 of 10-16*16 Tek Screws per Panel (Sold Separately)

3180mm wide Coloursmart Panel consists of:

- 4 x TL Infill Sheets (835mm Wide Overlapped)
- 2 x CS Channel Posts
- 2 x 3180mm CS Rails
- 16 of 10-16*16 Tek Screws per Panel (Sold Separately)

COLORBOND® TRIMLINE GATES

- Single Gates (930mm Wide):
1 x TL Infill Sheets; 2 x CS Gate Stile;
2 x 830mm CS Rail;
16 of 10-16*16 Tek Screws per Single Gate (Sold Separately)
- Double Gates (1720mm Wide per Leaf):
2 x TL Infill Sheets; 2 x CS Gate Stile;
2 x 1620mm CS Rail;
16 of 10-16*16 Tek Screws per Double Gate Leaf (Sold Separately)

Available in 22 Colorbond® Steel Fencing colours, guaranteed to meet AS2728.

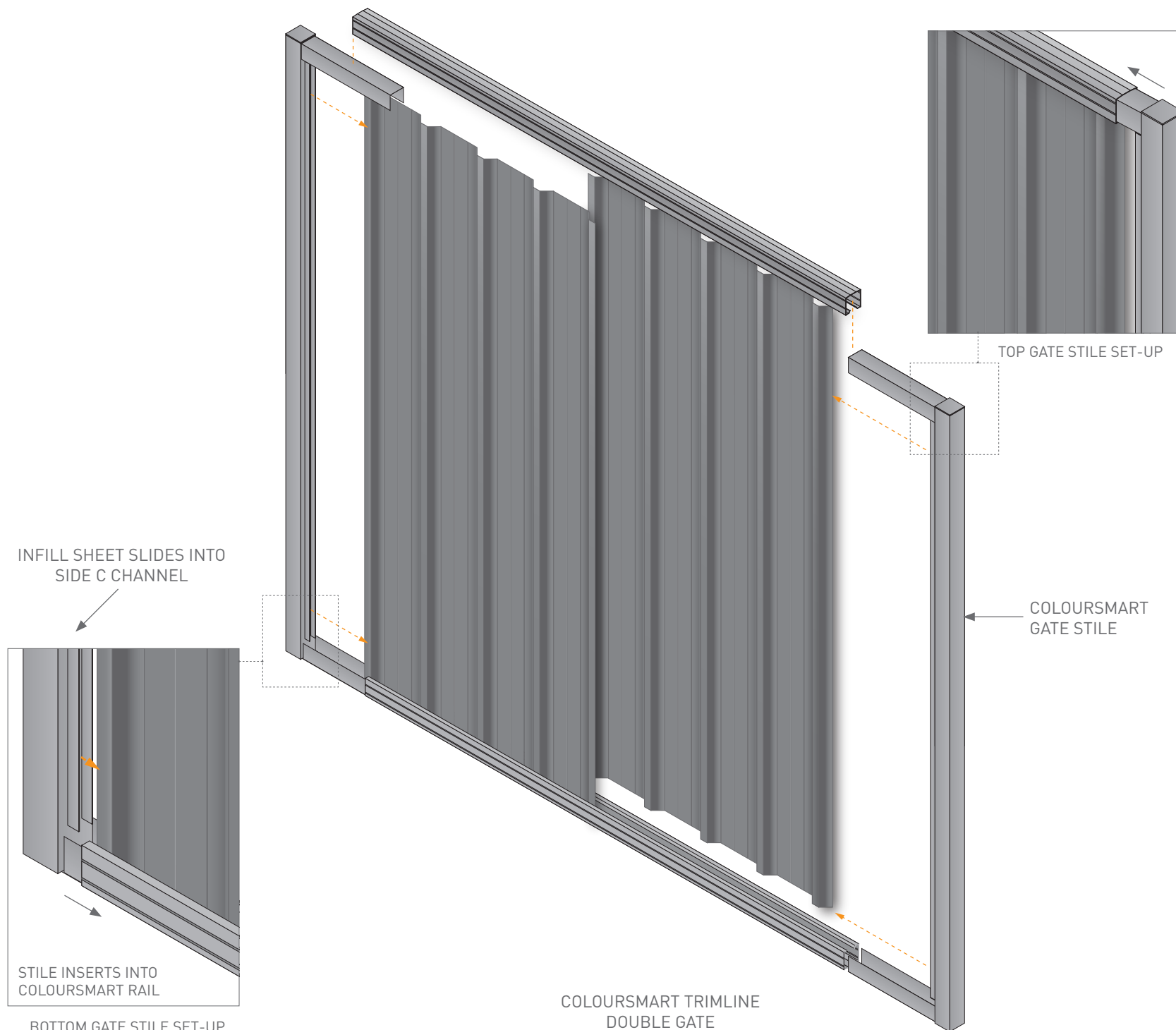


Colorbond®

TITLE: **COLOURSMART TRIMLINE
DOUBLE GATE UNASSEMBLED
CONFIGURATION**

CONTACT: sales@oxworks.com.au

oxworks.com.au 1300 336 237



STANDARD COLOUR RANGE - IN STOCK

Colorbond®



SURFMIST® SM
*Frost
Off White*



DOMAIN® DO
*Classic Cream
Primrose*



PAPERBARK® PA
*Terrace
Merino*



EVENING HAZE® EH
*Summershade
Mossvale Sands*



SHALE GREY® SG
*Snow Gum
Gull Grey*



DUNE® DU
*Seedpod
Grey Birch*



RIVERSAND® RI



PALE EUCALYPT® PE
*Meadow
Mist Green*



WILDERNESS® WN
*Willow
Rivergum Green*




JASPER® JA
Plateau



BASALT® BA



IRONSTONE® IR
Dark Ash



WOODLAND GREY® WG
*Grey Ridge
Slate Grey*



MONUMENT® MO
Shadow

EXTENDED COLOUR RANGE - IN STOCK

Colorbond®



WALLABY® WA



WINDSPRAY® WS
*Haze
Armour Grey*



DEEP OCEAN® DE
*Bluestone
Mountain Blue*



MANOR RED® MR
*Red Oak
Heritage Red*



NIGHT SKY® BL
*Eclipse
Black* *Posts & Rails Only*



BUSHLAND® BU
Tea Tree



COTTAGE GREEN® CG
*Evergreen
Caulfield Green*



HARVEST® HA
Wheat

OXWORKS™

Colorbond®
FENCING REFRESH

COLORBOND® FENCING COLOUR NAMES & ALIASES

STANDARDS

- **AS1397**
Formability & Structural Grades of Steel:
 - Posts & Rails 0.8mm
 - Base Metal Thickness (BMT)
 - Infill Sheets 0.35mm BMT
- **AS2728**
Coated Mass & Paint Film Thickness

AVAILABILITY

- All colours available **IN STOCK** at all Stores
- New Colours Available from Feb 2016

NOTE: As printers, monitors and phone screens can differ in the way they display colours, these colour swatches should be used as an indicative guide only.



TITLE: **COLORBOND® STEEL FENCING COLOUR RANGE**

CONTACT: sales@oxworks.com.au

oxworks.com.au ☎ 1300 336 237