

**COLOURSMART  
COLORBOND®  
FENCING**

---

**COLORBOND® COLOURSMART PANEL**  
WIDTHS 2400, 3180; HEIGHTS 1200, 1500, 1800, 2100



**COLORBOND® COLOURSMART GATE**  
WIDTHS 930, 1720; HEIGHTS 1200, 1500, 1800, 2100

\*\*1800mm High Panel Shown

FRONT ELEVATION

**OXWORKS™**

**STANDARDS**

- **AS1397** Formability & Structural Grades of Steel:  
Posts & Rails 0.8mm / Infill Sheets 0.35mm  
Base Metal Thickness (BMT)
- **AS2728**  
Coated Mass & Paint Film Thickness

**COLORBOND® COLOURSMART PANELS**

**2400mm wide Coloursmart Panel consists of:**

- 3 x Infill Sheets (835mm Wide Overlapped)
- 2 x CS Channel Posts
- 2 x 2400mm CS Rails
- 12 of 10-16\*16 Tek Screws per Panel  
(Sold Separately)

**3180mm wide Coloursmart Panel consists of:**

- 4 x Infill Sheets (835mm Wide Overlapped)
- 2 x CS Channel Posts
- 2 x 3180mm CS Rails
- 16 of 10-16\*16 Tek Screws per Panel  
(Sold Separately)

**COLORBOND® COLOURSMART GATES**

- **Single Gates (930mm Wide):**  
1 x Infill Sheets; 2 x CS Gate Stile;  
2 x 830mm CS Rail;  
  
16 of 10-16\*16 Tek Screws per Single Gate  
(Sold Separately)
- **Double Gates (1720mm Wide per Leaf):**  
2 x Infill Sheets; 2 x CS Gate Stile;  
2 x 1620mm CS Rail;  
  
16 of 10-16\*16 Tek Screws per Double Gate  
Leaf (Sold Separately)

Available in 22 Colorbond® Steel Fencing colours, guaranteed to meet AS2728.

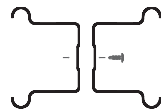


**Colorbond®**

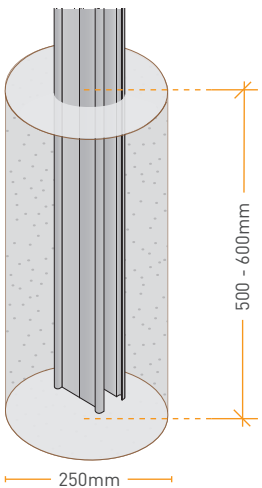
TITLE: **COLORBOND® COLOURSMART  
PANEL AND GATE  
SPECIFICATIONS**

CONTACT: [sales@oxworks.com.au](mailto:sales@oxworks.com.au)

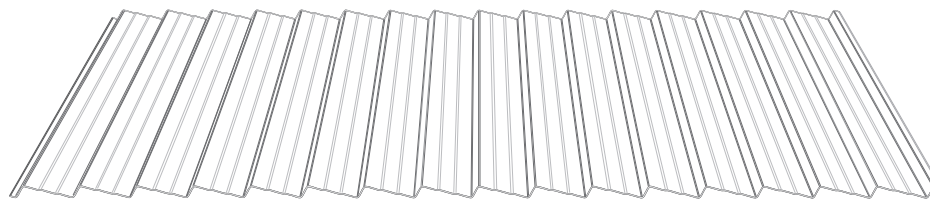
[oxworks.com.au](http://oxworks.com.au) ☎ 1300 336 237



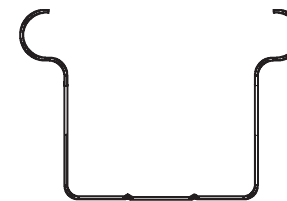
BACK TO BACK POST DETAIL



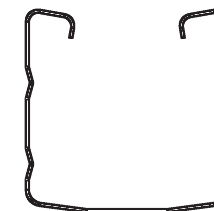
IN GROUND POST DETAIL




**COLOURSMART ZIG ZAG PROFILE**  
0.35MM BASE METAL THICKNESS (BMT)



**COLOURSMART POST  
PROFILE - 0.8 BMT**



**COLOURSMART RAIL  
PROFILE - 0.8 BMT**



COLOURSMART PANEL  
(2400 x 1800mm SHOWN)

## STANDARDS

- **AS1397** Formability & Structural Grades of Steel:  
Posts & Rails 0.8mm / Infill Sheets 0.35mm  
Base Metal Thickness (BMT)
- **AS2728**  
Coated Mass & Paint Film Thickness

## COLORBOND® COLOURSMART PANELS

### 2400mm wide Coloursmart Panel consists of:

- 3 x Infill Sheets (835mm Wide Overlapped)
- 2 x CS Channel Posts
- 2 x 2400mm CS Rails
- 12 of 10-16\*16 Tek Screws per Panel  
(Sold Separately)

### 3180mm wide Coloursmart Panel consists of:

- 4 x Infill Sheets (835mm Wide Overlapped)
- 2 x CS Channel Posts
- 2 x 3180mm CS Rails
- 16 of 10-16\*16 Tek Screws per Panel  
(Sold Separately)

## COLORBOND® COLOURSMART GATES

### • Single Gates (930mm Wide):

- 1 x Infill Sheets; 2 x CS Gate Stile;
- 2 x 830mm CS Rail;

16 of 10-16\*16 Tek Screws per Single Gate  
(Sold Separately)

### • Double Gates (1720mm Wide per Leaf):

- 2 x Infill Sheets; 2 x CS Gate Stile;
- 2 x 1620mm CS Rail;

16 of 10-16\*16 Tek Screws per Double Gate  
Leaf (Sold Separately)

Available in 22 Colorbond® Steel Fencing colours, guaranteed to meet AS2728.



**Colorbond®**

TITLE: **COLORBOND® COLOURSMART**  
TYPICAL CONFIGURATION  
(2400 X 1800MM PANEL SHOWN)

CONTACT: [sales@oxworks.com.au](mailto:sales@oxworks.com.au)

[oxworks.com.au](http://oxworks.com.au) 📞 1300 336 237

## STANDARDS

- **AS1397** Formability & Structural Grades of Steel:  
Posts & Rails 0.8mm / Infill Sheets 0.35mm  
Base Metal Thickness (BMT)
- **AS2728**  
Coated Mass & Paint Film Thickness

## COLORBOND® COLOURSMART PANELS

2400mm wide Coloursmart Panel consists of:

- 3 x Infill Sheets (835mm Wide Overlapped)
- 2 x CS Channel Posts
- 2 x 2400mm CS Rails
- 12 of 10-16\*16 Tek Screws per Panel  
(Sold Separately)

3180mm wide Coloursmart Panel consists of:

- 4 x Infill Sheets (835mm Wide Overlapped)
- 2 x CS Channel Posts
- 2 x 3180mm CS Rails
- 16 of 10-16\*16 Tek Screws per Panel  
(Sold Separately)

## COLORBOND® COLOURSMART GATES

• Single Gates (930mm Wide):

- 1 x Infill Sheets; 2 x CS Gate Stile;
- 2 x 830mm CS Rail;

16 of 10-16\*16 Tek Screws per Single Gate  
(Sold Separately)

• Double Gates (1720mm Wide per Leaf):

- 2 x Infill Sheets; 2 x CS Gate Stile;
- 2 x 1620mm CS Rail;

16 of 10-16\*16 Tek Screws per Double Gate  
Leaf (Sold Separately)

Available in 22 Colorbond® Steel Fencing colours, guaranteed to meet AS2728.

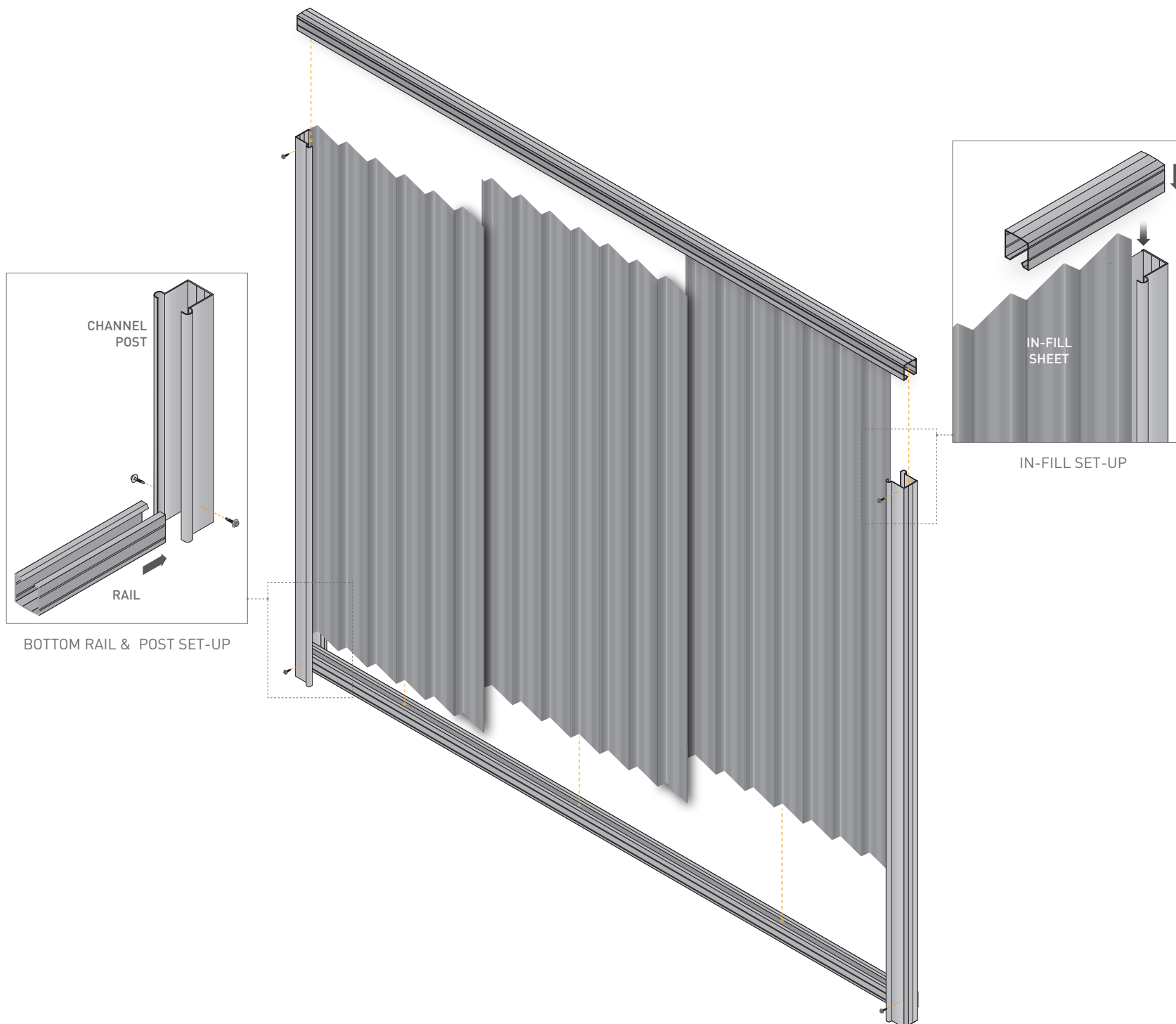


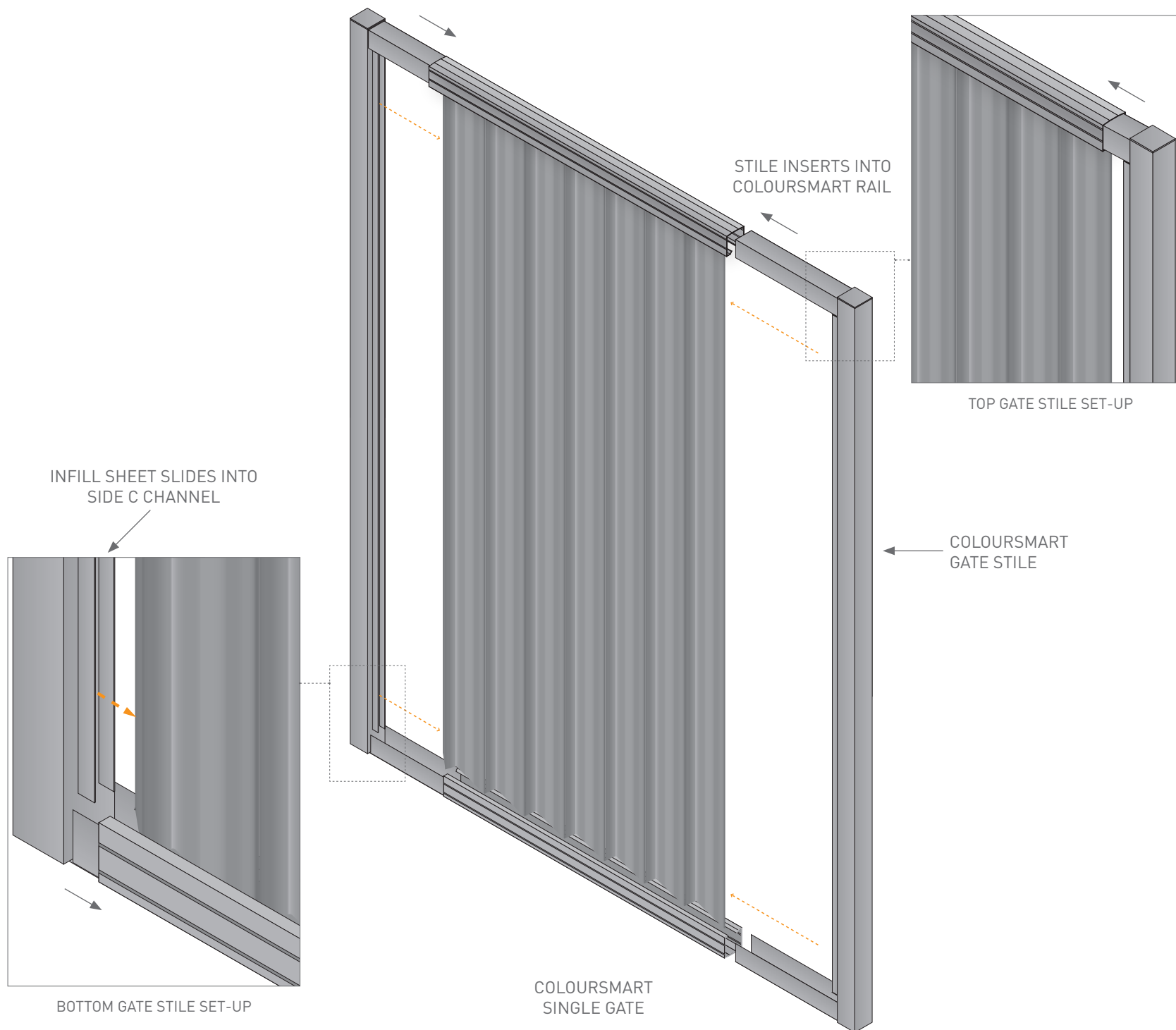
**Colorbond®**

TITLE: **COLORBOND® COLOURSMART  
PANEL UNASSEMBLED  
CONFIGURATION**

CONTACT: [sales@oxworks.com.au](mailto:sales@oxworks.com.au)

[oxworks.com.au](http://oxworks.com.au) ☎ 1300 336 237





## STANDARDS

- **AS1397** Formability & Structural Grades of Steel:  
Posts & Rails 0.8mm / Infill Sheets 0.35mm  
Base Metal Thickness (BMT)
- **AS2728**  
Coated Mass & Paint Film Thickness

## COLORBOND® COLOURSMART PANELS

**2400mm wide Coloursmart Panel consists of:**

- 3 x Infill Sheets (835mm Wide Overlapped)
- 2 x CS Channel Posts
- 2 x 2400mm CS Rails
- 12 of 10-16\*16 Tek Screws per Panel  
(Sold Separately)

**3180mm wide Coloursmart Panel consists of:**

- 4 x Infill Sheets (835mm Wide Overlapped)
- 2 x CS Channel Posts
- 2 x 3180mm CS Rails
- 16 of 10-16\*16 Tek Screws per Panel  
(Sold Separately)

## COLORBOND® COLOURSMART GATES

• **Single Gates (930mm Wide):**

- 1 x Infill Sheets; 2 x CS Gate Stile;
- 2 x 830mm CS Rail;

16 of 10-16\*16 Tek Screws per Single Gate  
(Sold Separately)

• **Double Gates (1720mm Wide per Leaf):**

- 2 x Infill Sheets; 2 x CS Gate Stile;
- 2 x 1620mm CS Rail;

16 of 10-16\*16 Tek Screws per Double Gate  
Leaf (Sold Separately)

Available in 22 Colorbond® Steel Fencing colours, guaranteed to meet AS2728.

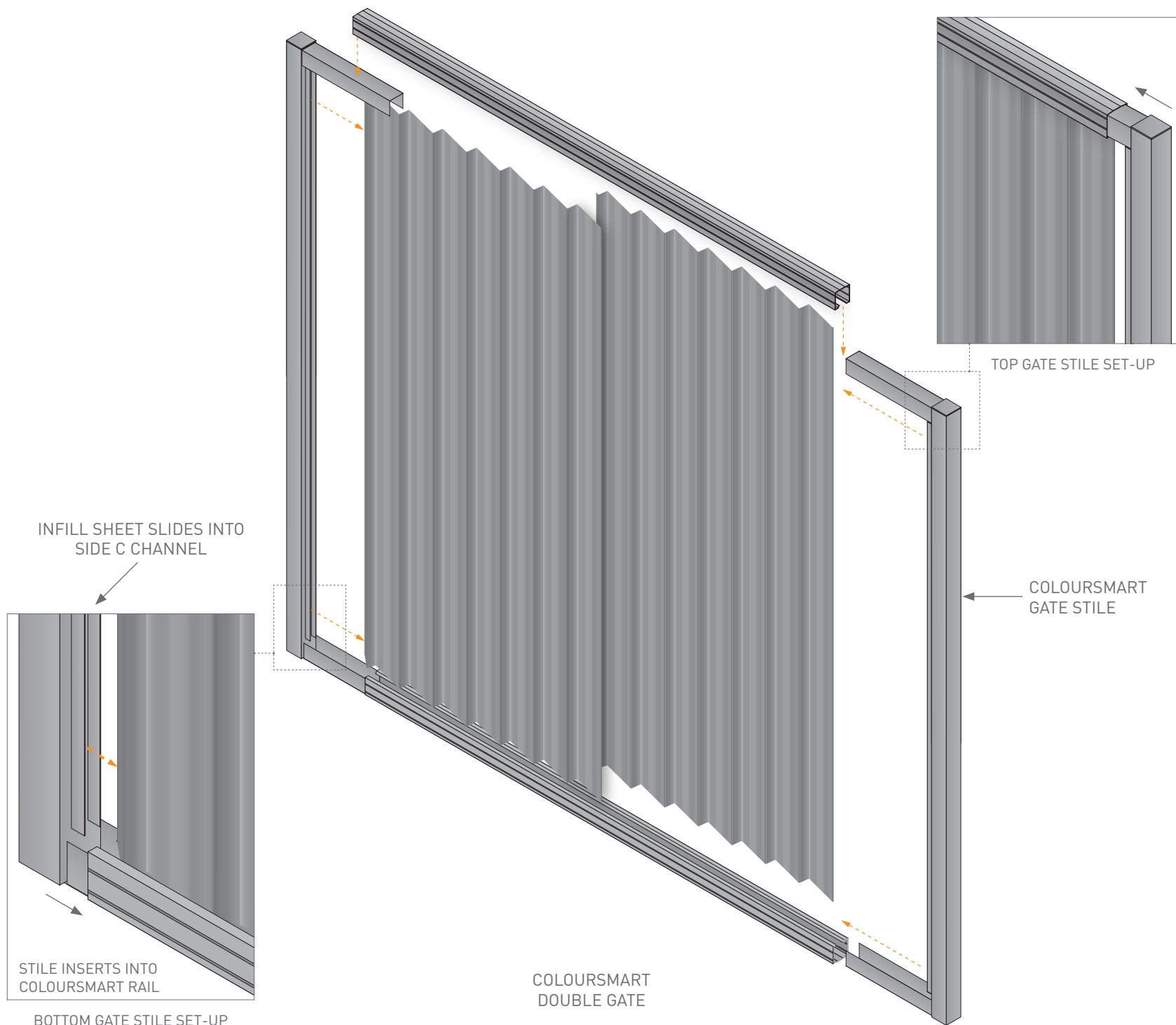


**Colorbond®**

TITLE: **COLORBOND® COLOURSMART  
SINGLE GATE UNASSEMBLED  
CONFIGURATION**

CONTACT: [sales@oxworks.com.au](mailto:sales@oxworks.com.au)

[oxworks.com.au](http://oxworks.com.au) 📞 1300 336 237



# OXWORKS™

## STANDARDS

- AS1397 Formability & Structural Grades of Steel:  
Posts & Rails 0.8mm / Infill Sheets 0.35mm  
Base Metal Thickness (BMT)
- AS2728  
Coated Mass & Paint Film Thickness

## COLORBOND® COLOURSMART PANELS

2400mm wide Coloursmart Panel consists of:

- 3 x Infill Sheets (835mm Wide Overlapped)
- 2 x CS Channel Posts
- 2 x 2400mm CS Rails
- 12 of 10-16\*16 Tek Screws per Panel  
(Sold Separately)

3180mm wide Coloursmart Panel consists of:

- 4 x Infill Sheets (835mm Wide Overlapped)
- 2 x CS Channel Posts
- 2 x 3180mm CS Rails
- 16 of 10-16\*16 Tek Screws per Panel  
(Sold Separately)

## COLORBOND® COLOURSMART GATES

• Single Gates (930mm Wide):

- 1 x Infill Sheets; 2 x CS Gate Stile;
- 2 x 830mm CS Rail;

16 of 10-16\*16 Tek Screws per Single Gate  
(Sold Separately)

• Double Gates (1720mm Wide per Leaf):

- 2 x Infill Sheets; 2 x CS Gate Stile;
- 2 x 1620mm CS Rail;

16 of 10-16\*16 Tek Screws per Double Gate  
Leaf (Sold Separately)

Available in 22 Colorbond® Steel Fencing colours, guaranteed to meet AS2728.



**Colorbond®**

TITLE: **COLORBOND® COLOURSMART  
DOUBLE GATE UNASSEMBLED  
CONFIGURATION**

CONTACT: [sales@oxworks.com.au](mailto:sales@oxworks.com.au)

[oxworks.com.au](http://oxworks.com.au) ☎ 1300 336 237

## STANDARD COLOUR RANGE - IN STOCK

Colorbond®



**SURFMIST®** SM  
Frost  
Off White



**DOMAIN®** DO  
Classic Cream  
Primrose



**PAPERBARK®** PA  
Terrace  
Merino



**EVENING HAZE®** EH  
Summershade  
Mossvale Sands



**SHALE GREY®** SG  
Snow Gum  
Gull Grey



**DUNE®** DU  
Seedpod  
Grey Birch



**RIVERSAND®** RI



**PALE EUCALYPT®** PE  
Meadow  
Mist Green



**WILDERNESS®** WN  
Willow  
Rivergum Green




**JASPER®** JA  
Plateau



**BASALT®** BA



**IRONSTONE®** IR  
Dark Ash



**WOODLAND GREY®** WG  
Grey Ridge  
Slate Grey



**MONUMENT®** MO  
Shadow

## EXTENDED COLOUR RANGE - IN STOCK

Colorbond®



**WALLABY®** WA



**WINDSPRAY®** WS  
Haze  
Armour Grey



**DEEP OCEAN®** DE  
Bluestone  
Mountain Blue



**MANOR RED®** MR  
Red Oak  
Heritage Red



**NIGHT SKY®** BL  
Eclipse  
Black

Posts & Rails Only



**BUSHLAND®** BU  
Tea Tree



**COTTAGE GREEN®** CG  
Evergreen  
Caulfield Green



**HARVEST®** HA  
Wheat

OXWORKS™

Colorbond®  
FENCING REFRESH

### COLORBOND® FENCING COLOUR NAMES & ALIASES

#### STANDARDS

- **AS1397**  
Formability & Structural Grades of Steel:
  - Posts & Rails 0.8mm
  - Base Metal Thickness (BMT)
  - Infill Sheets 0.35mm BMT
- **AS2728**  
Coated Mass & Paint Film Thickness

#### AVAILABILITY

- All colours available IN STOCK at all Stores
- New Colours Available from Feb 2016

NOTE: As printers, monitors and phone screens can differ in the way they display colours, these colour swatches should be used as an indicative guide only.



TITLE: **COLORBOND® STEEL FENCING COLOUR RANGE**

CONTACT: [sales@oxworks.com.au](mailto:sales@oxworks.com.au)

[oxworks.com.au](http://oxworks.com.au) 1300 336 237